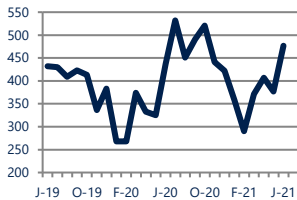




Units Sold

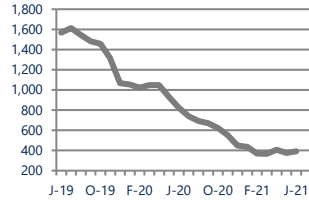
477



Up 9%
 Vs. Year Ago

Active Inventory

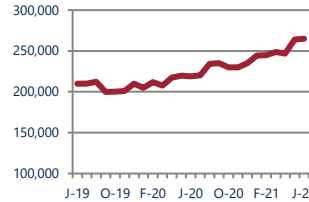
392



Down -53%
 Vs. Year Ago

Median Sale Price

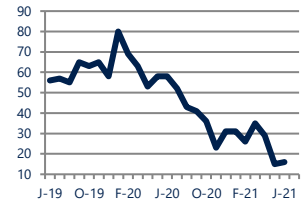
\$265,000



Up 21%
 Vs. Year Ago

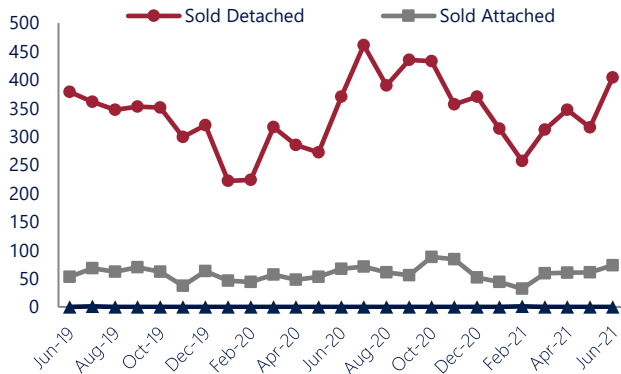
Days On Market

16



Down -72%
 Vs. Year Ago

Units Sold*



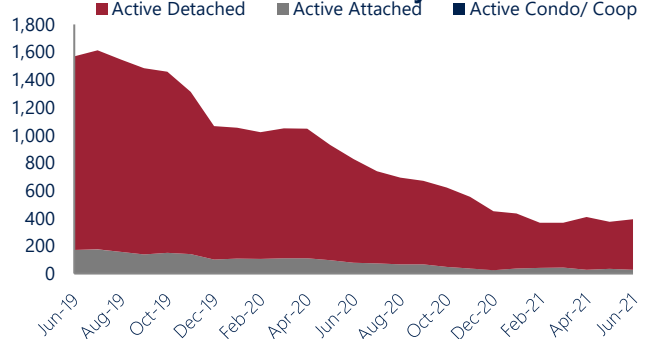
Units Sold

There was an increase in total units sold in June, with 477 sold this month in Northeast West Virginia versus 377 last month, an increase of 27%. This month's total units sold was higher than at this time last year, an increase of 9% versus June 2020.

Active Inventory

Versus last year, the total number of homes available this month is lower by 435 units or 53%. The total number of active inventory this June was 392 compared to 827 in June 2020. This month's total of 392 is higher than the previous month's total supply of available inventory of 375, an increase of 5%.

Active Inventory*



Median Sale Price



Median Sale Price

Last June, the median sale price for Northeast West Virginia Homes was \$219,000. This June, the median sale price was \$265,000, an increase of 21% or \$46,000 compared to last year. The current median sold price is approximately the same as the median price in May.

Median sale price is the middle sale price in a given month. The same number of properties are above & below the median.

*Defined as the counties of Berkeley, Hampshire, Jefferson, Mineral, and Morgan in WV

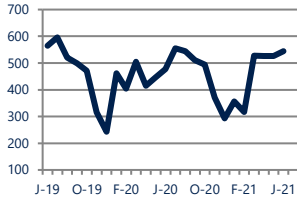
*Detached, Attached, and Condo varies by local area Multiple Listing Service (MLS) definition. For more information regarding your specific market, contact one of Long & Foster's knowledgeable and experienced sales associates. Information included in this report is based on data supplied by BRIGHTMLS and its member Association(s) of REALTORS, who are not responsible for its accuracy. Does not reflect all activity in the marketplace. Information contained in this report is deemed reliable but not guaranteed, should be independently verified, and does not constitute an opinion of BRIGHTMLS or Long & Foster Real Estate, Inc.





New Listings

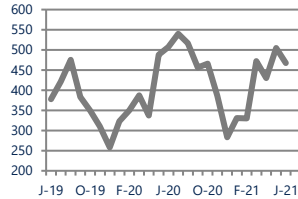
544



Up 14%
Vs. Year Ago

Current Contracts

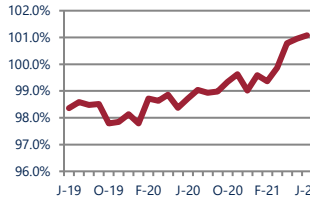
467



Down -8%
Vs. Year Ago

Sold Vs. List Price

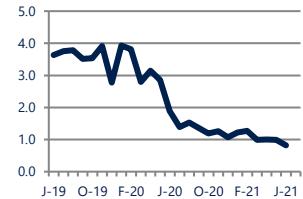
101.1%



Up 2.4%
Vs. Year Ago

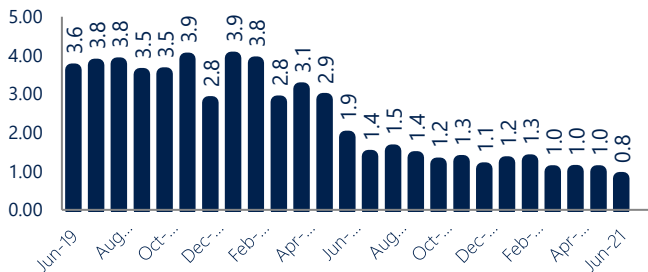
Months of Supply

0.8



Down -57%
Vs. Year Ago

Months Of Supply



Months of Supply

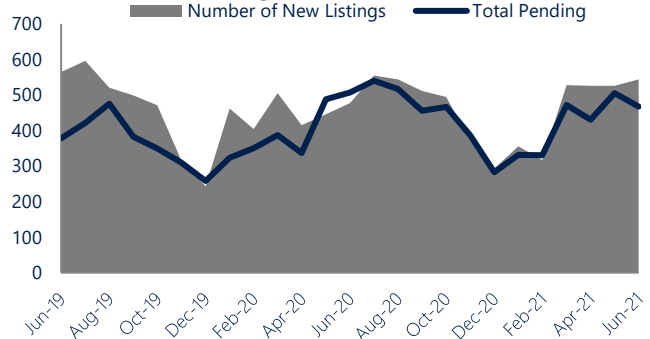
In June, there was 0.8 months of supply available in Northeast West Virginia, compared to 1.9 in June 2020. That is a decrease of 57% versus a year ago.

Months of supply is calculated by dividing current inventory by current sales. It indicates how many months would be needed to sell all of the inventory available at the current rate of demand.

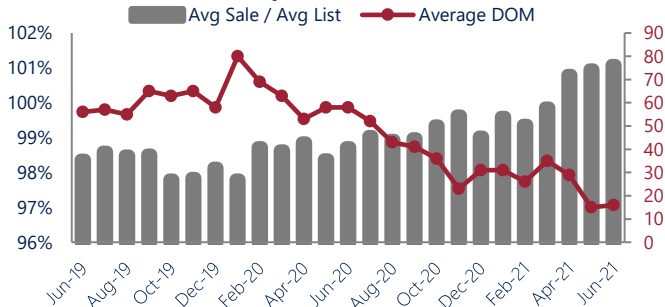
New Listings & Current Contracts

This month there were 544 homes newly listed for sale in Northeast West Virginia compared to 477 in June 2020, an increase of 14%. There were 467 current contracts pending sale this June compared to 507 a year ago. The number of current contracts is 8% lower than last June.

New Listings & Current Contracts



Sale Price/ List Price & DOM



Sale Price to List Price Ratio

In June, the average sale price in Northeast West Virginia was 101.1% of the average list price, which is 2.4% higher than at this time last year.

Days On Market

This month, the average number of days on market was 16, lower than the average last year, which was 58, a decrease of 72%.



*Defined as the counties of Berkeley, Hampshire, Jefferson, Mineral, and Morgan in WV

*Detached, Attached, and Condo varies by local area Multiple Listing Service (MLS) definition. For more information regarding your specific market, contact one of Long & Foster's knowledgeable and experienced sales associates.

Information included in this report is based on data supplied by BRIGHTMLS and its member Association(s) of REALTORS, who are not responsible for its accuracy. Does not reflect all activity in the marketplace. Information contained in this report is deemed reliable but not guaranteed, should be independently verified, and does not constitute an opinion of BRIGHTMLS or Long & Foster Real Estate, Inc.

