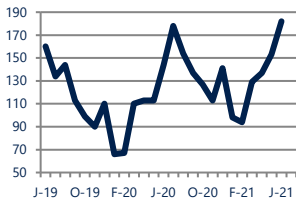


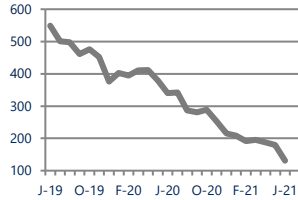


Units Sold
182



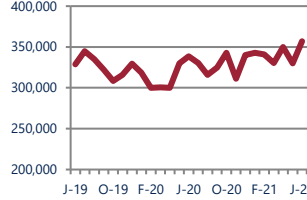
Up 26%
Vs. Year Ago

Active Inventory
131



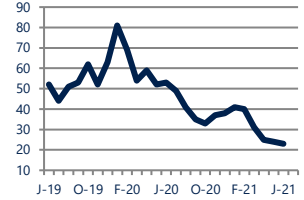
Down -61%
Vs. Year Ago

Median Sale Price
\$357,000



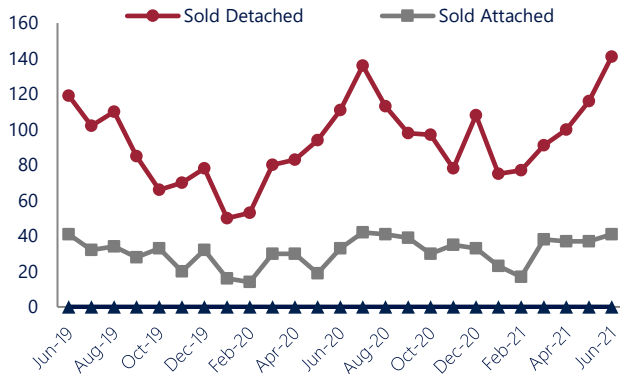
Up 5%
Vs. Year Ago

Days On Market
23



Down -57%
Vs. Year Ago

Units Sold*



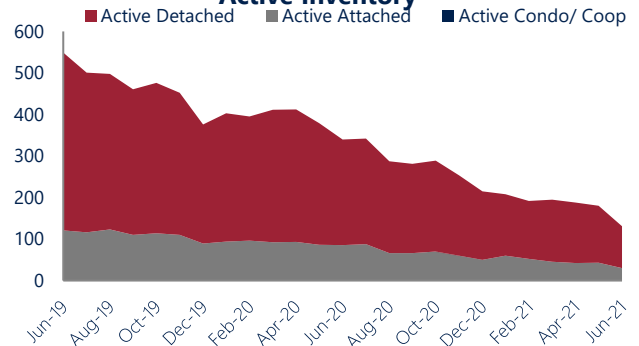
Units Sold

There was an increase in total units sold in June, with 182 sold this month in York County and Poquoson versus 153 last month, an increase of 19%. This month's total units sold was higher than at this time last year, an increase of 26% versus June 2020.

Active Inventory

Versus last year, the total number of homes available this month is lower by 209 units or 61%. The total number of active inventory this June was 131 compared to 340 in June 2020. This month's total of 131 is lower than the previous month's total supply of available inventory of 180, a decrease of 27%.

Active Inventory*



Median Sale Price



Median Sale Price

Last June, the median sale price for York County and Poquoson Homes was \$338,645. This June, the median sale price was \$357,000, an increase of 5% or \$18,355 compared to last year. The current median sold price is 8% higher than in May.

Median sale price is the middle sale price in a given month. The same number of properties are above & below the median.



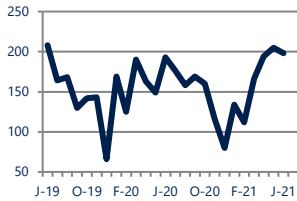
*Detached, Attached, and Condo varies by local area Multiple Listing Service (MLS) definition. For more information regarding your specific market, contact one of Long & Foster's knowledgeable and experienced sales associates. Information included in this report is based on data supplied by REIN and its member Association(s) of REALTORS, who are not responsible for its accuracy. Does not reflect all activity in the marketplace. Information contained in this report is deemed reliable but not guaranteed, should be independently verified, and does not constitute an opinion of REIN or Long & Foster Real Estate, Inc.





New Listings

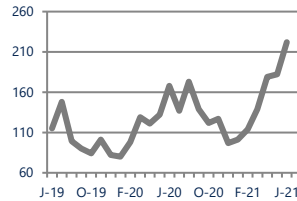
198



Up 3%
Vs. Year Ago

Current Contracts

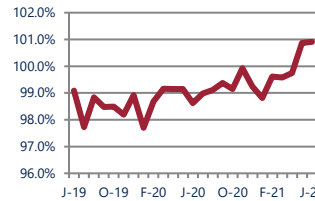
222



Up 32%
Vs. Year Ago

Sold Vs. List Price

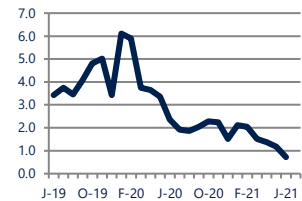
100.9%



Up 2.3%
Vs. Year Ago

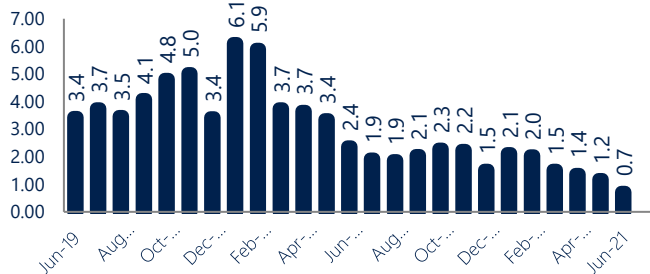
Months of Supply

0.7



Down -69%
Vs. Year Ago

Months Of Supply



Months of Supply

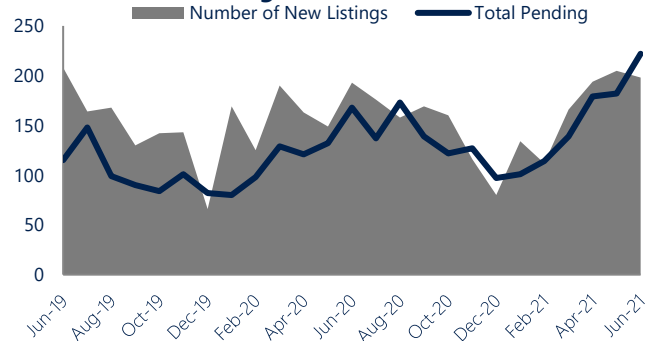
In June, there was 0.7 months of supply available in York County and Poquoson, compared to 2.4 in June 2020. That is a decrease of 70% versus a year ago.

Months of supply is calculated by dividing current inventory by current sales. It indicates how many months would be needed to sell all of the inventory available at the current rate of demand.

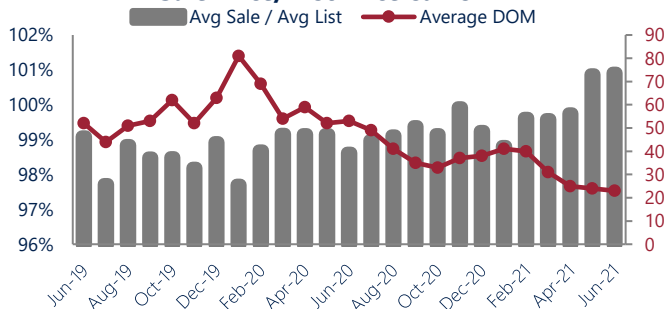
New Listings & Current Contracts

This month there were 198 homes newly listed for sale in York County and Poquoson compared to 193 in June 2020, an increase of 3%. There were 222 current contracts pending sale this June compared to 168 a year ago. The number of current contracts is 32% higher than last June.

New Listings & Current Contracts



Sale Price/ List Price & DOM



Sale Price to List Price Ratio

In June, the average sale price in York County and Poquoson was 100.9% of the average list price, which is 2.3% higher than at this time last year.

Days On Market

This month, the average number of days on market was 23, lower than the average last year, which was 53, a decrease of 57%.



*Detached, Attached, and Condo varies by local area Multiple Listing Service (MLS) definition. For more information regarding your specific market, contact one of Long & Foster's knowledgeable and experienced sales associates.

Information included in this report is based on data supplied by REIN and its member Association(s) of REALTORS, who are not responsible for its accuracy. Does not reflect all activity in the marketplace. Information contained in this report is deemed reliable but not guaranteed, should be independently verified, and does not constitute an opinion of REIN or Long & Foster Real Estate, Inc.

