



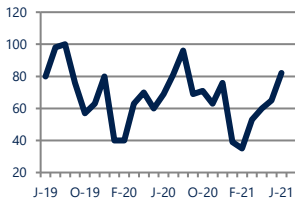
**Focus On: Wyndham Housing Market**

June 2021

Zip Code(s): 23059

**Units Sold**

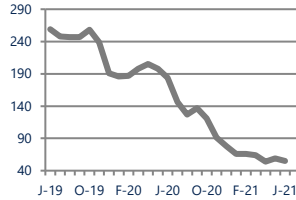
**82**



**Up 19%**  
Vs. Year Ago

**Active Inventory**

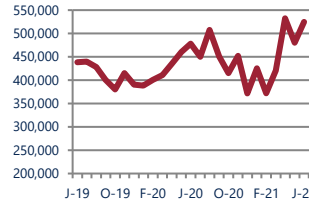
**55**



**Down -70%**  
Vs. Year Ago

**Median Sale Price**

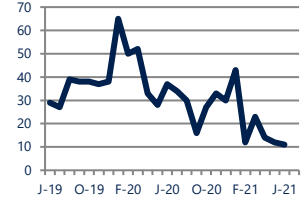
**\$525,000**



**Up 10%**  
Vs. Year Ago

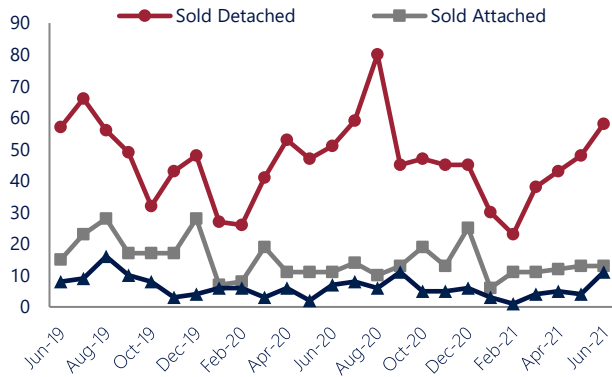
**Days On Market**

**11**



**Down -70%**  
Vs. Year Ago

**Units Sold\***



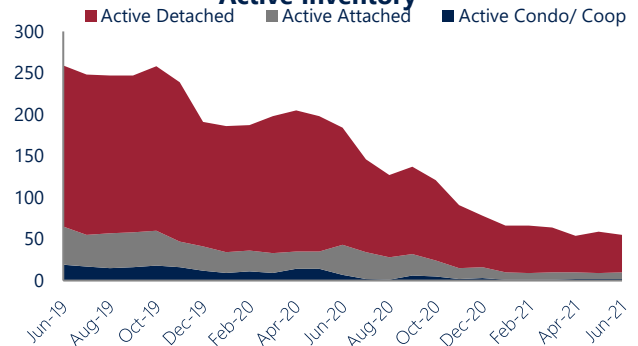
**Units Sold**

There was an increase in total units sold in June, with 82 sold this month in Wyndham versus 65 last month, an increase of 26%. This month's total units sold was higher than at this time last year, an increase of 19% versus June 2020.


**Active Inventory**

Versus last year, the total number of homes available this month is lower by 129 units or 70%. The total number of active inventory this June was 55 compared to 184 in June 2020. This month's total of 55 is lower than the previous month's total supply of available inventory of 59, a decrease of 7%.

**Active Inventory\***



**Median Sale Price**



**Median Sale Price**

Last June, the median sale price for Wyndham Homes was \$478,000. This June, the median sale price was \$525,000, an increase of 10% or \$47,000 compared to last year. The current median sold price is 9% higher than in May.

Median sale price is the middle sale price in a given month. The same number of properties are above & below the median.

Wyndham are defined as properties listed in zip code/s 23059.

\*Detached, Attached, and Condo varies by local area Multiple Listing Service (MLS) definition. For more information regarding your specific market, contact one of Long & Foster's knowledgeable and experienced sales associates.

Information included in this report is based on data supplied by CVRMLS and its member Association(s) of REALTORS, who are not responsible for its accuracy. Does not reflect all activity in the marketplace. Information contained in this report is deemed reliable but not guaranteed, should be independently verified, and does not constitute an opinion of CVRMLS or Long & Foster Real Estate, Inc.





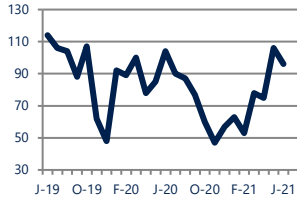
## Focus On: Wyndham Housing Market

June 2021

Zip Code(s): 23059

### New Listings

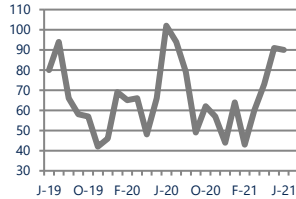
96



Down -8%  
Vs. Year Ago

### Current Contracts

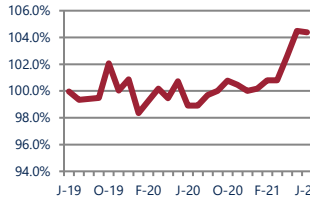
90



Down -12%  
Vs. Year Ago

### Sold Vs. List Price

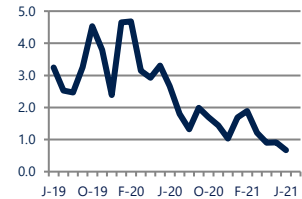
104.4%



Up  
Vs. Year Ago

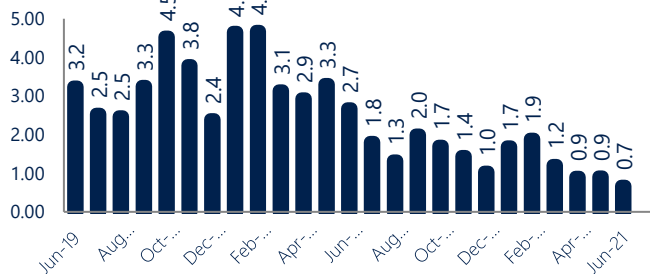
### Months of Supply

0.7



Down -75%  
Vs. Year Ago

### Months Of Supply



### Months of Supply

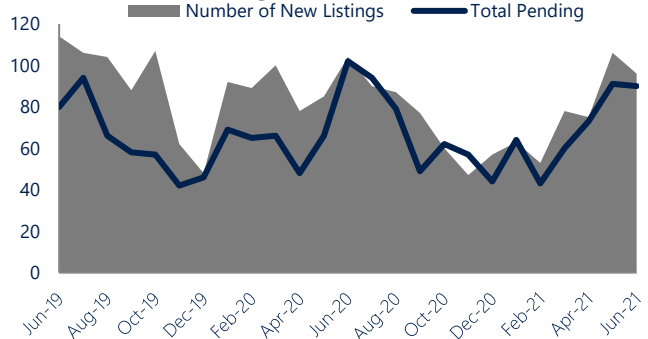
In June, there was 0.7 months of supply available in Wyndham, compared to 2.7 in June 2020. That is a decrease of 75% versus a year ago.

Months of supply is calculated by dividing current inventory by current sales. It indicates how many months would be needed to sell all of the inventory available at the current rate of demand.

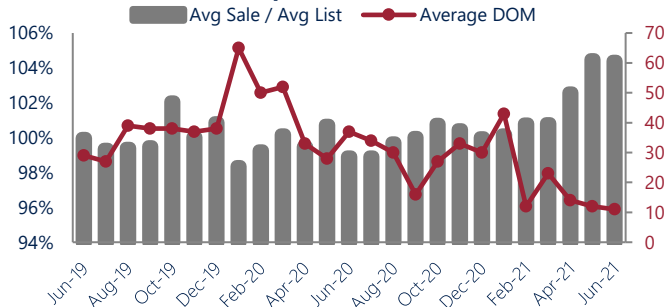
### New Listings & Current Contracts

This month there were 96 homes newly listed for sale in Wyndham compared to 104 in June 2020, a decrease of 8%. There were 90 current contracts pending sale this June compared to 102 a year ago. The number of current contracts is 12% lower than last June.

### New Listings & Current Contracts



### Sale Price/ List Price & DOM



### Sale Price to List Price Ratio

In June, the average sale price in Wyndham was 104.4% of the average list price, which is higher than at this time last year.

### Days On Market

This month, the average number of days on market was 11, lower than the average last year, which was 37, a decrease of 70%.

Wyndham are defined as properties listed in zip code/s 23059.

\*Detached, Attached, and Condo varies by local area Multiple Listing Service (MLS) definition. For more information regarding your specific market, contact one of Long & Foster's knowledgeable and experienced sales associates.

Information included in this report is based on data supplied by CVRMLS and its member Association(s) of REALTORS, who are not responsible for its accuracy. Does not reflect all activity in the marketplace. Information contained in this report is deemed reliable but not guaranteed, should be independently verified, and does not constitute an opinion of CVRMLS or Long & Foster Real Estate, Inc.

