



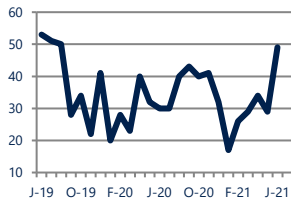
## Focus On: Westhampton Housing Market

June 2021

Zip Code(s): 23226

### Units Sold

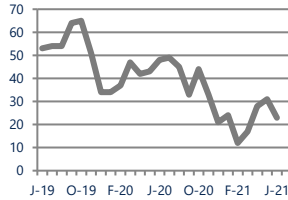
49



Up  
Vs. Year Ago

### Active Inventory

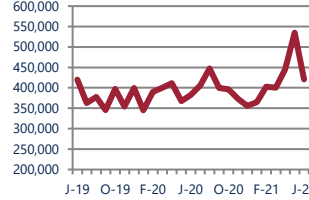
23



Down -52%  
Vs. Year Ago

### Median Sale Price

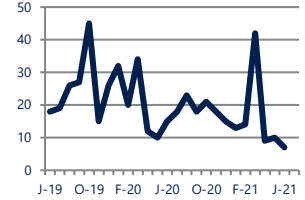
\$421,000



Up 10%  
Vs. Year Ago

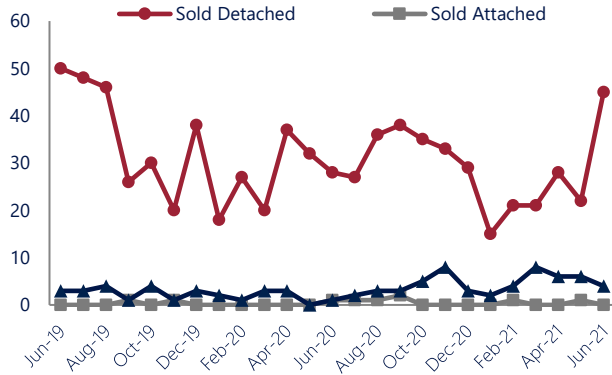
### Days On Market

7



Down -53%  
Vs. Year Ago

### Units Sold\*



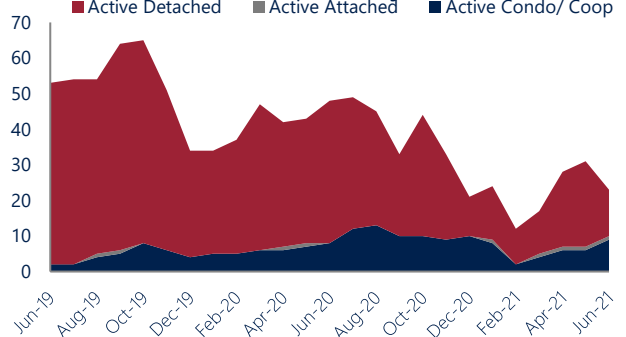
### Units Sold

There was an increase in total units sold in June, with 49 sold this month in Westhampton. This month's total units sold was higher than at this time last year.

### Active Inventory

Versus last year, the total number of homes available this month is lower by 25 units or 52%. The total number of active inventory this June was 23 compared to 48 in June 2020. This month's total of 23 is lower than the previous month's total supply of available inventory of 31, a decrease of 26%.

### Active Inventory\*



### Median Sale Price



### Median Sale Price

Last June, the median sale price for Westhampton Homes was \$382,225. This June, the median sale price was \$421,000, an increase of 10% or \$38,775 compared to last year. The current median sold price is 21% lower than in May.

Median sale price is the middle sale price in a given month. The same number of properties are above & below the median.

Westhampton are defined as properties listed in zip code/s 23226.

\*Detached, Attached, and Condo varies by local area Multiple Listing Service (MLS) definition. For more information regarding your specific market, contact one of Long & Foster's knowledgeable and experienced sales associates.

Information included in this report is based on data supplied by CVRMLS and its member Association(s) of REALTORS, who are not responsible for its accuracy. Does not reflect all activity in the marketplace. Information contained in this report is deemed reliable but not guaranteed, should be independently verified, and does not constitute an opinion of CVRMLS or Long & Foster Real Estate, Inc.





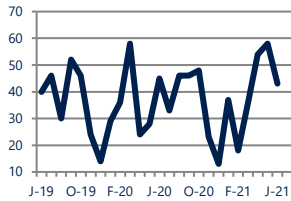
## Focus On: Westhampton Housing Market

June 2021

Zip Code(s): 23226

### New Listings

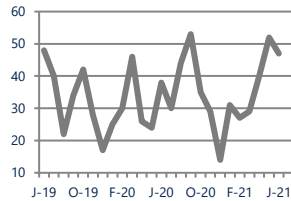
43



**Down -4%**  
Vs. Year Ago

### Current Contracts

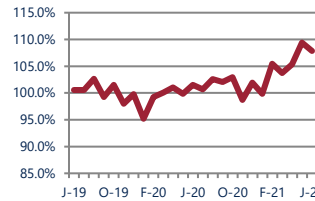
47



**Up 24%**  
Vs. Year Ago

### Sold Vs. List Price

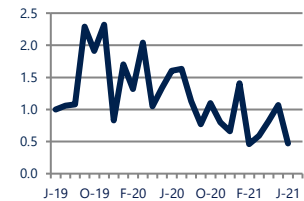
107.8%



**Up**  
Vs. Year Ago

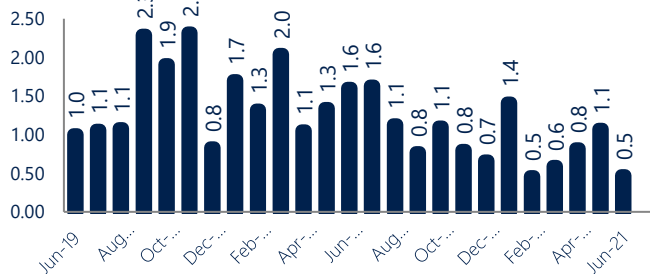
### Months of Supply

0.5



**Down -71%**  
Vs. Year Ago

### Months Of Supply



### Months of Supply

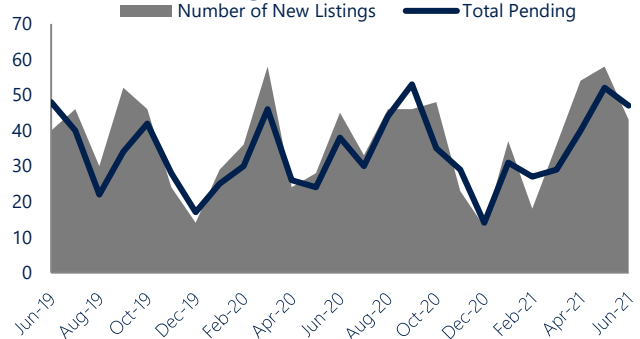
In June, there was 0.5 months of supply available in Westhampton, compared to 1.6 in June 2020. That is a decrease of 71% versus a year ago.

Months of supply is calculated by dividing current inventory by current sales. It indicates how many months would be needed to sell all of the inventory available at the current rate of demand.

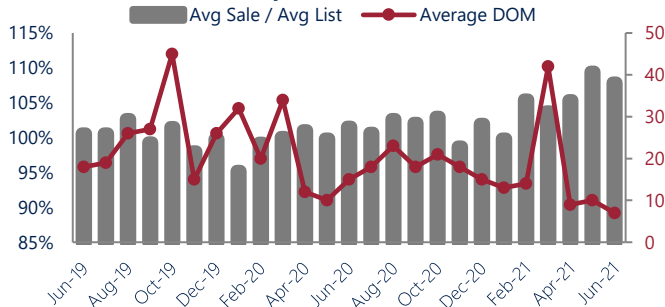
### New Listings & Current Contracts

This month there were 43 homes newly listed for sale in Westhampton compared to 45 in June 2020, a decrease of 4%. There were 47 current contracts pending sale this June compared to 38 a year ago. The number of current contracts is 24% higher than last June.

### New Listings & Current Contracts



### Sale Price/ List Price & DOM



### Sale Price to List Price Ratio

In June, the average sale price in Westhampton was 107.8% of the average list price, which is higher than at this time last year.

### Days On Market

This month, the average number of days on market was 7, lower than the average last year, which was 15, a decrease of 53%.

Westhampton are defined as properties listed in zip code/s 23226.

\*Detached, Attached, and Condo varies by local area Multiple Listing Service (MLS) definition. For more information regarding your specific market, contact one of Long & Foster's knowledgeable and experienced sales associates.

Information included in this report is based on data supplied by CVRMLS and its member Association(s) of REALTORS, who are not responsible for its accuracy. Does not reflect all activity in the marketplace. Information contained in this report is deemed reliable but not guaranteed, should be independently verified, and does not constitute an opinion of CVRMLS or Long & Foster Real Estate, Inc.

