



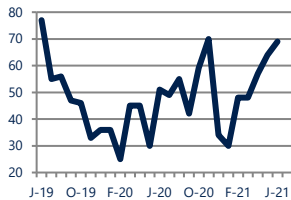
Focus On: Town of Herndon and North Herndon Housing Market

June 2021

Zip Code(s): 20170

Units Sold

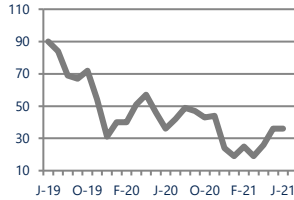
69



Up
Vs. Year Ago

Active Inventory

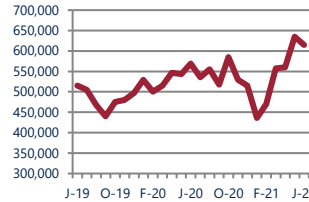
36



No Change
Vs. Year Ago

Median Sale Price

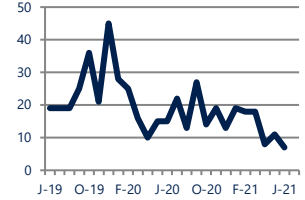
\$615,000



Up 8%
Vs. Year Ago

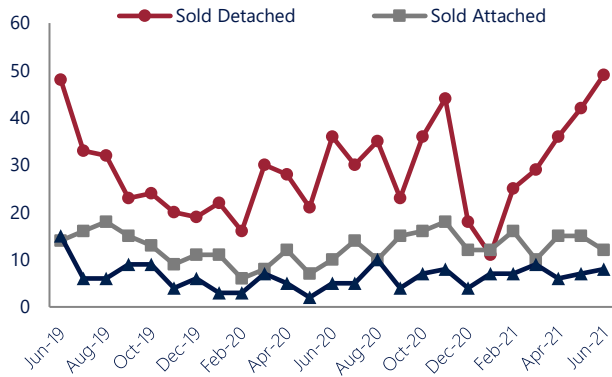
Days On Market

7



Down -53%
Vs. Year Ago

Units Sold*



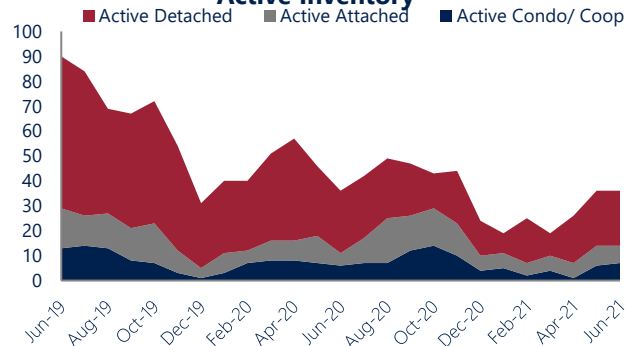
Units Sold

There was an increase in total units sold in June, with 69 sold this month in Town of Herndon and North Herndon. This month's total units sold was higher than at this time last year.

Active Inventory

The total number of homes available this month is 36 units, which is similar compared to a year ago. This month's supply of available homes remained stable as compared to the previous month's supply.

Active Inventory*



Median Sale Price



Median Sale Price

Last June, the median sale price for Town of Herndon and North Herndon Homes was \$569,000. This June, the median sale price was \$615,000, an increase of 8% or \$46,000 compared to last year. The current median sold price is 3% lower than in May.

Median sale price is the middle sale price in a given month. The same number of properties are above & below the median.

Town of Herndon and North Herndon are defined as properties listed in zip code/s 20170.

*Detached, Attached, and Condo varies by local area Multiple Listing Service (MLS) definition. For more information regarding your specific market, contact one of Long & Foster's knowledgeable and experienced sales associates. Information included in this report is based on data supplied by BRIGHTMLS and its member Association(s) of REALTORS, who are not responsible for its accuracy. Does not reflect all activity in the marketplace. Information contained in this report is deemed reliable but not guaranteed, should be independently verified, and does not constitute an opinion of BRIGHTMLS or Long & Foster Real Estate, Inc.

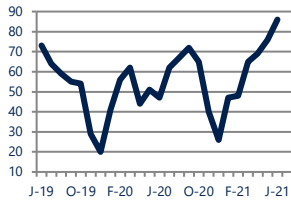




Zip Code(s): 20170

New Listings

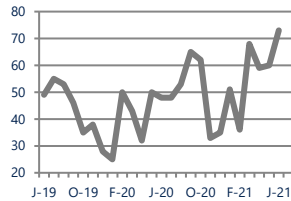
86



Up 83%
Vs. Year Ago

Current Contracts

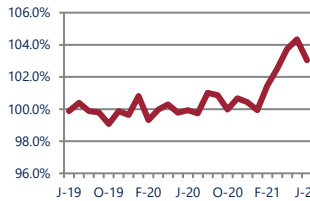
73



Up 52%
Vs. Year Ago

Sold Vs. List Price

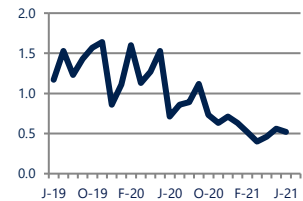
103.0%



Up 3.1%
Vs. Year Ago

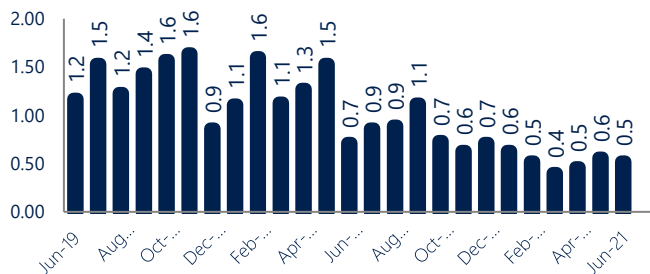
Months of Supply

0.5



Down -27%
Vs. Year Ago

Months of Supply



Months of Supply

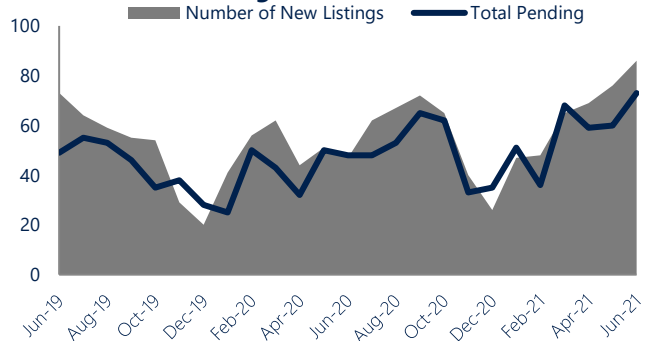
In June, there was 0.5 months of supply available in Town of Herndon and North Herndon, compared to 0.7 in June 2020. That is a decrease of 26% versus a year ago.

Months of supply is calculated by dividing current inventory by current sales. It indicates how many months would be needed to sell all of the inventory available at the current rate of demand.

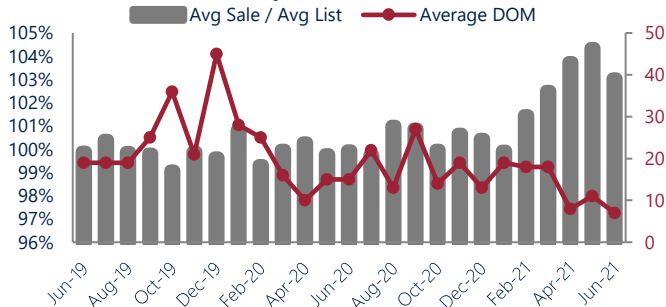
New Listings & Current Contracts

This month there were 86 homes newly listed for sale in Town of Herndon and North Herndon compared to 47 in June 2020, an increase of 83%. There were 73 current contracts pending sale this June compared to 48 a year ago. The number of current contracts is 52% higher than last June.

New Listings & Current Contracts



Sale Price/ List Price & DOM



Sale Price to List Price Ratio

In June, the average sale price in Town of Herndon and North Herndon was 103.0% of the average list price, which is 3.1% higher than at this time last year.

Days On Market

This month, the average number of days on market was 7, lower than the average last year, which was 15, a decrease of 53%.



Town of Herndon and North Herndon are defined as properties listed in zip code/s 20170.

*Detached, Attached, and Condo varies by local area Multiple Listing Service (MLS) definition. For more information regarding your specific market, contact one of Long & Foster's knowledgeable and experienced sales associates.

Information included in this report is based on data supplied by BRIGHTMLS and its member Association(s) of REALTORS, who are not responsible for its accuracy. Does not reflect all activity in the marketplace. Information contained in this report is deemed reliable but not guaranteed, should be independently verified, and does not constitute an opinion of BRIGHTMLS or Long & Foster Real Estate, Inc.

