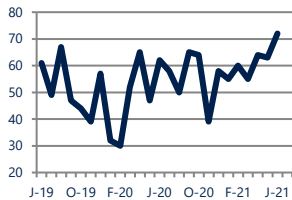




Zip Code(s): 23518 and 23519

Units Sold

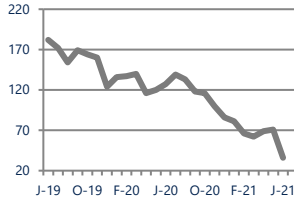
72



Up 16%
Vs. Year Ago

Active Inventory

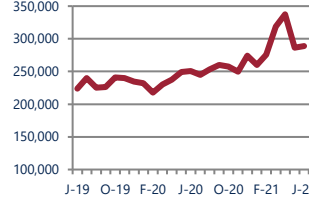
36



Down -72%
Vs. Year Ago

Median Sale Price

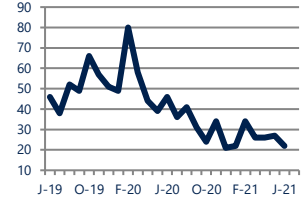
\$289,000



Up 15%
Vs. Year Ago

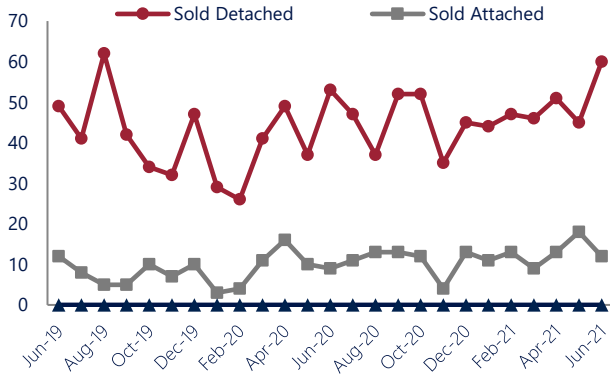
Days On Market

22



Down -52%
Vs. Year Ago

Units Sold*



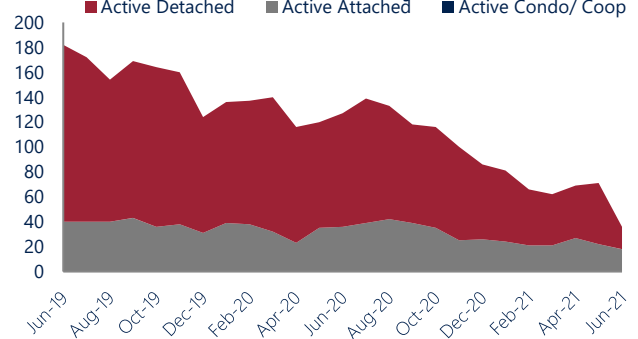
Units Sold

There was an increase in total units sold in June, with 72 sold this month in Tarralton, Larrymore Lawns, and North Camellia Acres versus 63 last month, an increase of 14%. This month's total units sold was higher than at this time last year, an increase of 16% versus June 2020.

Active Inventory

Versus last year, the total number of homes available this month is lower by 91 units or 72%. The total number of active inventory this June was 36 compared to 127 in June 2020. This month's total of 36 is lower than the previous month's total supply of available inventory of 71, a decrease of 49%.

Active Inventory*



Median Sale Price



Median Sale Price

Last June, the median sale price for Tarralton, Larrymore Lawns, and North Camellia Acres Homes was \$250,750. This June, the median sale price was \$289,000, an increase of 15% or \$38,250 compared to last year. The current median sold price is 1% higher than in May.

Median sale price is the middle sale price in a given month. The same number of properties are above & below the median.

Tarralton, Larrymore Lawns, and North Camellia Acres are defined as properties listed in zip code/s 23518 and 23519.

*Detached, Attached, and Condo varies by local area Multiple Listing Service (MLS) definition. For more information regarding your specific market, contact one of Long & Foster's knowledgeable and experienced sales associates. Information included in this report is based on data supplied by REIN and its member Association(s) of REALTORS, who are not responsible for its accuracy. Does not reflect all activity in the marketplace. Information contained in this report is deemed reliable but not guaranteed, should be independently verified, and does not constitute an opinion of REIN or Long & Foster Real Estate, Inc.

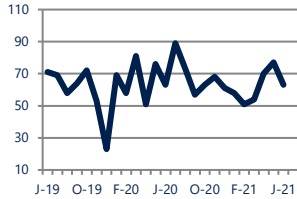




Zip Code(s): 23518 and 23519

New Listings

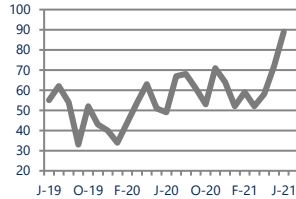
63



No Change
Vs. Year Ago

Current Contracts

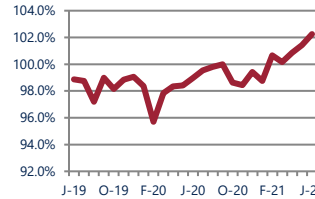
89



Up 82%
Vs. Year Ago

Sold Vs. List Price

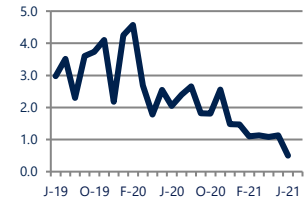
102.3%



Up 3.3%
Vs. Year Ago

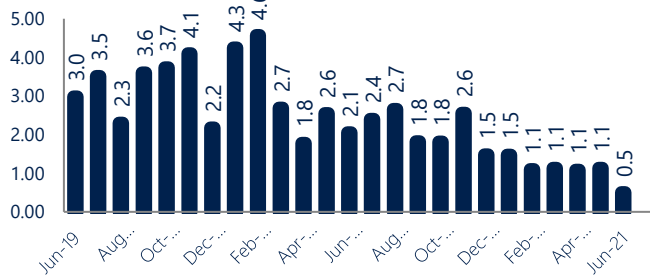
Months of Supply

0.5



Down -76%
Vs. Year Ago

Months Of Supply



Months of Supply

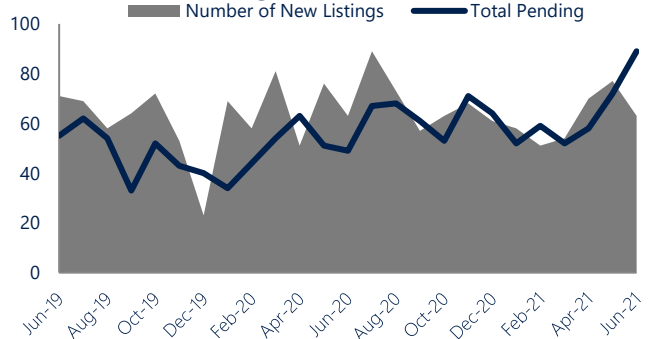
In June, there was 0.5 months of supply available in Tarralton, Larrymore Lawns, and North Camellia Acres, compared to 2.0 in June 2020. That is a decrease of 76% versus a year ago.

Months of supply is calculated by dividing current inventory by current sales. It indicates how many months would be needed to sell all of the inventory available at the current rate of demand.

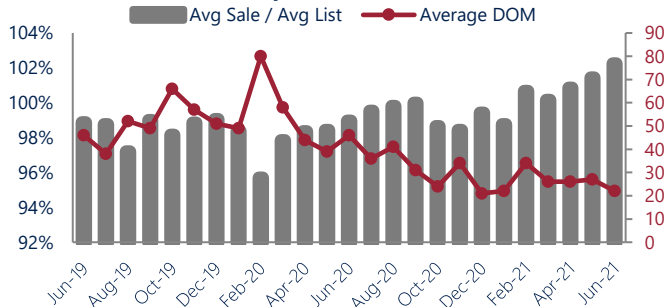
New Listings & Current Contracts

This month there were 63 homes newly listed for sale in Tarralton, Larrymore Lawns, and North Camellia Acres, which is similar to the amount in June 2020. There were 89 current contracts pending sale this June compared to 49 a year ago. The number of current contracts is 82% higher than last June.

New Listings & Current Contracts



Sale Price/ List Price & DOM



Sale Price to List Price Ratio

In June, the average sale price in Tarralton, Larrymore Lawns, and North Camellia Acres was 102.3% of the average list price, which is 3.3% higher than at this time last year.

Days On Market

This month, the average number of days on market was 22, lower than the average last year, which was 46, a decrease of 52%.



Tarralton, Larrymore Lawns, and North Camellia Acres are defined as properties listed in zip code/s 23518 and 23519.

*Detached, Attached, and Condo varies by local area Multiple Listing Service (MLS) definition. For more information regarding your specific market, contact one of Long & Foster's knowledgeable and experienced sales associates.

Information included in this report is based on data supplied by REIN and its member Association(s) of REALTORS, who are not responsible for its accuracy. Does not reflect all activity in the marketplace. Information contained in this report is deemed reliable but not guaranteed, should be independently verified, and does not constitute an opinion of REIN or Long & Foster Real Estate, Inc.

