

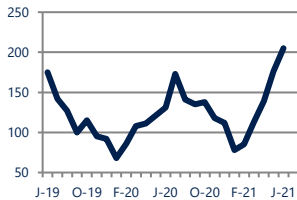


## Focus On: Springfield Housing Market

June 2021

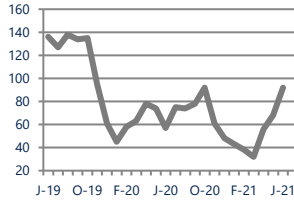
Zip Code(s): 22151, 22150, 22152 and 22153

### Units Sold 205



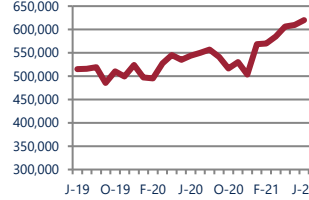
Up  
Vs. Year Ago

### Active Inventory 92



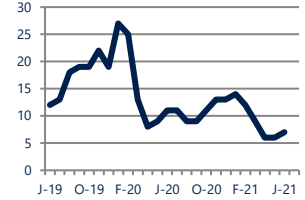
Up 61%  
Vs. Year Ago

### Median Sale Price \$620,000



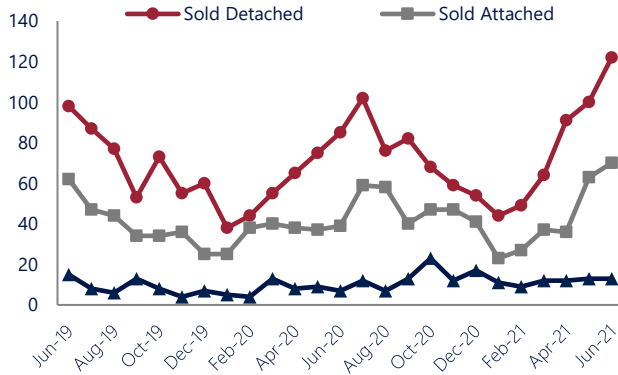
Up 14%  
Vs. Year Ago

### Days On Market 7



Down -36%  
Vs. Year Ago

### Units Sold\*



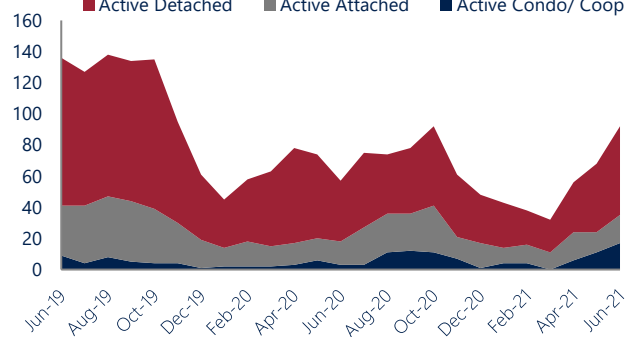
### Units Sold

There was an increase in total units sold in June, with 205 sold this month in Springfield. This month's total units sold was higher than at this time last year.

### Active Inventory

Versus last year, the total number of homes available this month is higher by 35 units or 61%. The total number of active inventory this June was 92 compared to 57 in June 2020. This month's total of 92 is higher than the previous month's total supply of available inventory of 68, an increase of 35%.

### Active Inventory\*



### Median Sale Price



### Median Sale Price

Last June, the median sale price for Springfield Homes was \$544,000. This June, the median sale price was \$620,000, an increase of 14% or \$76,000 compared to last year. The current median sold price is 2% higher than in May.

Median sale price is the middle sale price in a given month. The same number of properties are above & below the median.

Springfield are defined as properties listed in zip code/s 22151, 22150, 22152 and 22153.

\*Detached, Attached, and Condo varies by local area Multiple Listing Service (MLS) definition. For more information regarding your specific market, contact one of Long & Foster's knowledgeable and experienced sales associates.

Information included in this report is based on data supplied by BRIGHTMLS and its member Association(s) of REALTORS, who are not responsible for its accuracy. Does not reflect all activity in the marketplace. Information contained in this report is deemed reliable but not guaranteed, should be independently verified, and does not constitute an opinion of BRIGHTMLS or Long & Foster Real Estate, Inc.





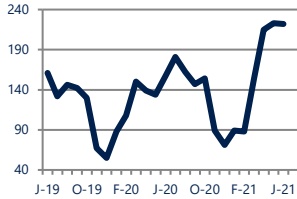
## Focus On: Springfield Housing Market

June 2021

Zip Code(s): 22151, 22150, 22152 and 22153

### New Listings

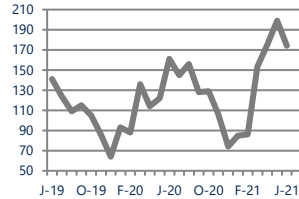
222



Up 41%  
Vs. Year Ago

### Current Contracts

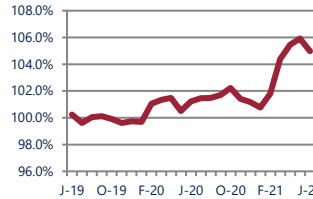
174



Up 8%  
Vs. Year Ago

### Sold Vs. List Price

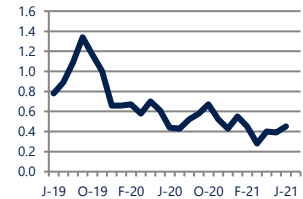
105.0%



Up 3.7%  
Vs. Year Ago

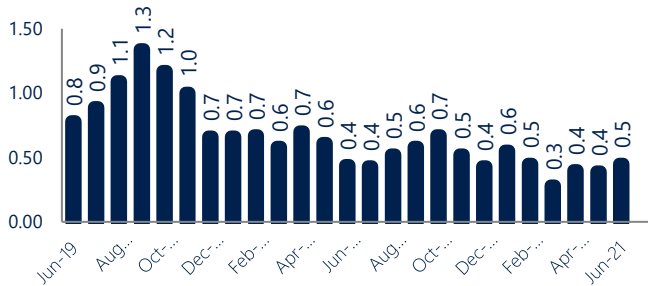
### Months of Supply

0.5



No Change  
Vs. Year Ago

### Months Of Supply



### New Listings & Current Contracts

This month there were 222 homes newly listed for sale in Springfield compared to 157 in June 2020, an increase of 41%.

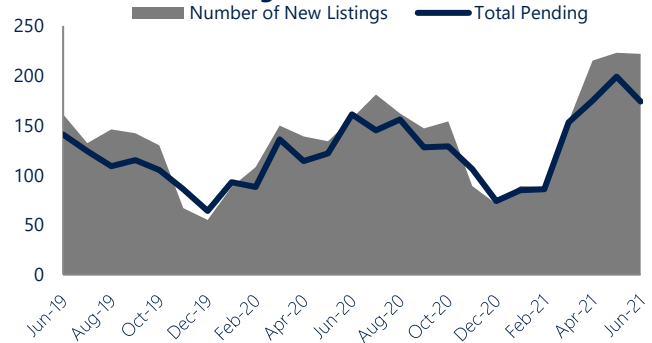
There were 174 current contracts pending sale this June compared to 161 a year ago. The number of current contracts is 8% higher than last June.

### Months of Supply

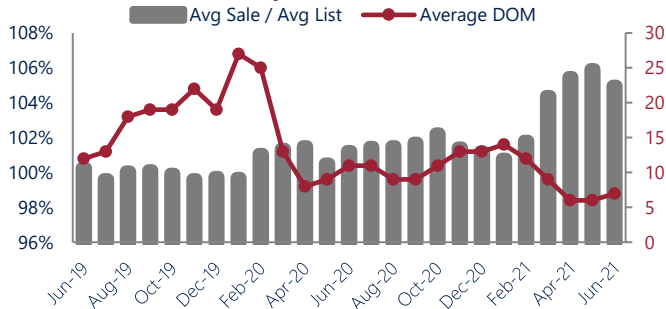
In June, there was 0.4 months of supply available in Springfield. The amount of supply is similar compared to a year ago.

Months of supply is calculated by dividing current inventory by current sales. It indicates how many months would be needed to sell all of the inventory available at the current rate of demand.

### New Listings & Current Contracts



### Sale Price/ List Price & DOM



### Sale Price to List Price Ratio

In June, the average sale price in Springfield was 105.0% of the average list price, which is 3.8% higher than at this time last year.

### Days On Market

This month, the average number of days on market was 7, lower than the average last year, which was 11, a decrease of 36%.



Springfield are defined as properties listed in zip code/s 22151, 22150, 22152 and 22153.

\*Detached, Attached, and Condo varies by local area Multiple Listing Service (MLS) definition. For more information regarding your specific market, contact one of Long & Foster's knowledgeable and experienced sales associates.

Information included in this report is based on data supplied by BRIGHTMLS and its member Association(s) of REALTORS, who are not responsible for its accuracy. Does not reflect all activity in the marketplace. Information contained in this report is deemed reliable but not guaranteed, should be independently verified, and does not constitute an opinion of BRIGHTMLS or Long & Foster Real Estate, Inc.

