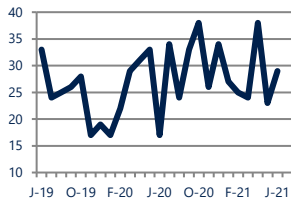




**Units Sold**

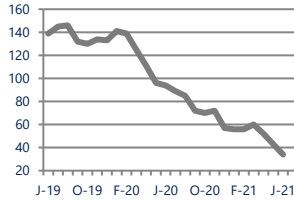
**29**



**Up**  
Vs. Year Ago

**Active Inventory**

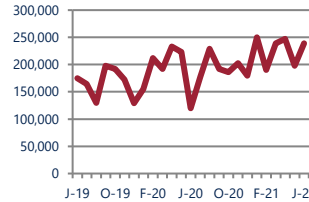
**34**



**Down -64%**  
Vs. Year Ago

**Median Sale Price**

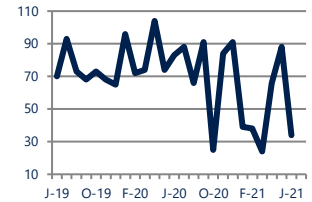
**\$239,000**



**Up**  
Vs. Year Ago

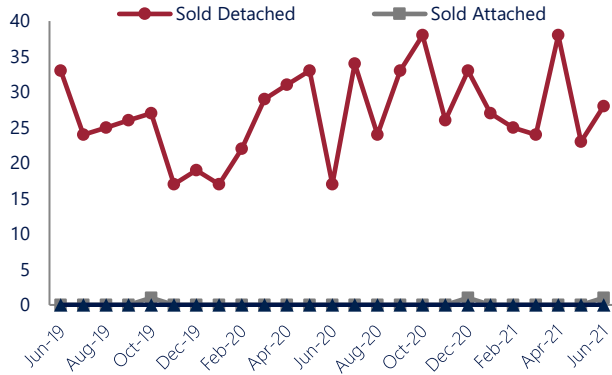
**Days On Market**

**34**



**Down**  
Vs. Year Ago

**Units Sold\***



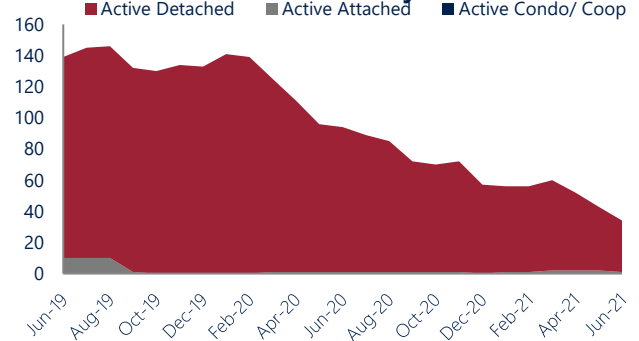
**Units Sold**

With relatively few transactions, there was an increase in total units sold in June, with 29 sold this month in Southampton County and Franklin City. This month's total units sold was higher than at this time last year, an increase from June 2020.

**Active Inventory**

Versus last year, the total number of homes available this month is lower by 60 units or 64%. The total number of active inventory this June was 34 compared to 94 in June 2020. This month's total of 34 is lower than the previous month's total supply of available inventory of 43, a decrease of 21%.

**Active Inventory\***



**Median Sale Price**



**Median Sale Price**

Due to the relatively small number of units sold, the median sale price showed significant change this month. Last June, the median sale price for Southampton County and Franklin City Homes was \$119,900. This June, the median sale price was \$239,000, an increase of \$119,100 compared to last year. The current median sold price is higher than in May. Median sale price is the middle sale price in a given month. The same number of properties are above & below the median.



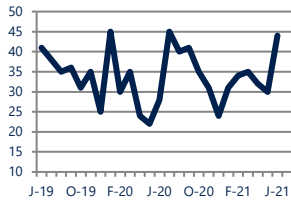
\*Detached, Attached, and Condo varies by local area Multiple Listing Service (MLS) definition. For more information regarding your specific market, contact one of Long & Foster's knowledgeable and experienced sales associates. Information included in this report is based on data supplied by REIN and its member Association(s) of REALTORS, who are not responsible for its accuracy. Does not reflect all activity in the marketplace. Information contained in this report is deemed reliable but not guaranteed, should be independently verified, and does not constitute an opinion of REIN or Long & Foster Real Estate, Inc.





### New Listings

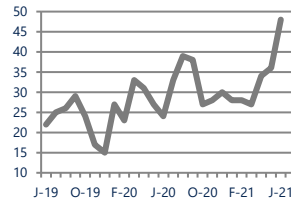
44



Up 57%  
Vs. Year Ago

### Current Contracts

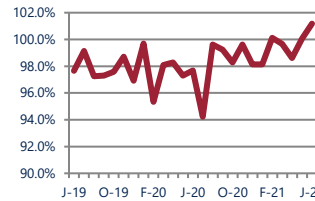
48



Up 100%  
Vs. Year Ago

### Sold Vs. List Price

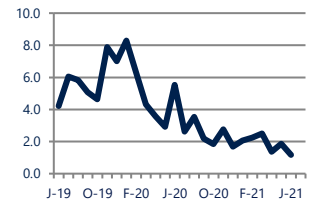
101.2%



Up 3.6%  
Vs. Year Ago

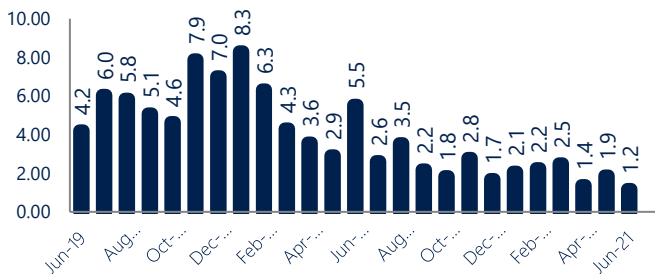
### Months of Supply

1.2



Down -79%  
Vs. Year Ago

### Months Of Supply



### New Listings & Current Contracts

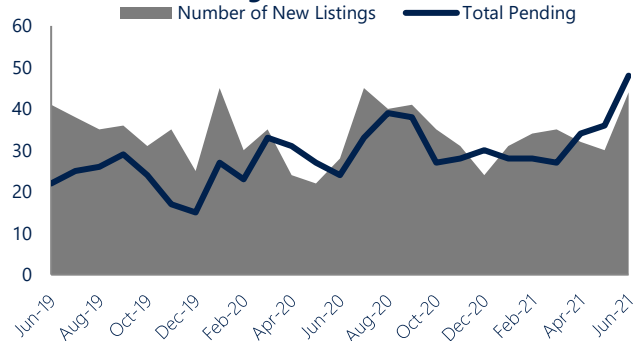
This month there were 44 homes newly listed for sale in Southampton County and Franklin City compared to 28 in June 2020, an increase of 57%. There were 48 current contracts pending sale this June compared to 24 a year ago. The number of current contracts is 100% higher than last June.

### Months of Supply

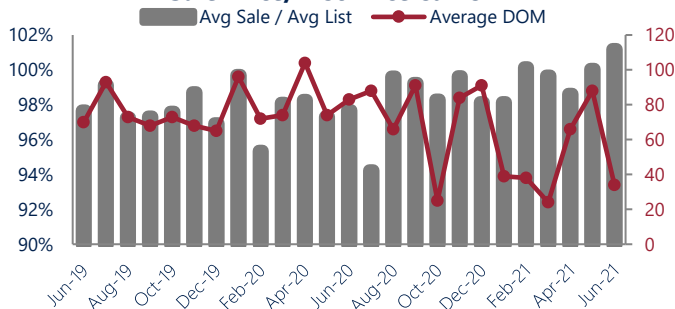
In June, there was 1.2 months of supply available in Southampton County and Franklin City, compared to 5.5 in June 2020. That is a decrease of 79% versus a year ago.

Months of supply is calculated by dividing current inventory by current sales. It indicates how many months would be needed to sell all of the inventory available at the current rate of demand.

### New Listings & Current Contracts



### Sale Price/ List Price & DOM



### Sale Price to List Price Ratio

In June, the average sale price in Southampton County and Franklin City was 101.2% of the average list price, which is 3.5% higher than at this time last year.

### Days On Market

This month, the average number of days on market was 34, lower than the average last year, which was 83. This decrease was impacted by the limited number of sales.



\*Detached, Attached, and Condo varies by local area Multiple Listing Service (MLS) definition. For more information regarding your specific market, contact one of Long & Foster's knowledgeable and experienced sales associates.

Information included in this report is based on data supplied by REIN and its member Association(s) of REALTORS, who are not responsible for its accuracy. Does not reflect all activity in the marketplace. Information contained in this report is deemed reliable but not guaranteed, should be independently verified, and does not constitute an opinion of REIN or Long & Foster Real Estate, Inc.

