



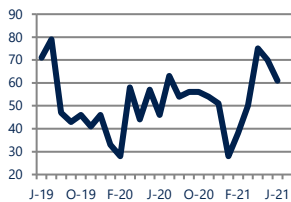
Focus On: South Reston Housing Market

June 2021

Zip Code(s): 20191

Units Sold

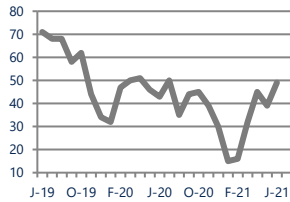
61



Up 33%
Vs. Year Ago

Active Inventory

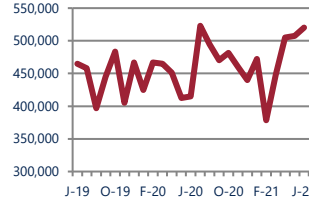
49



Up 14%
Vs. Year Ago

Median Sale Price

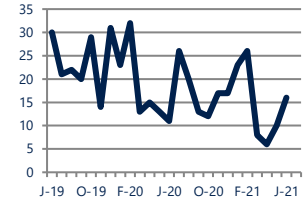
\$520,000



Up 25%
Vs. Year Ago

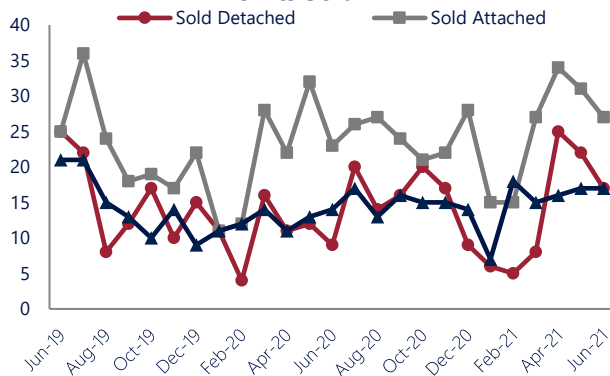
Days On Market

16



Up 45%
Vs. Year Ago

Units Sold*



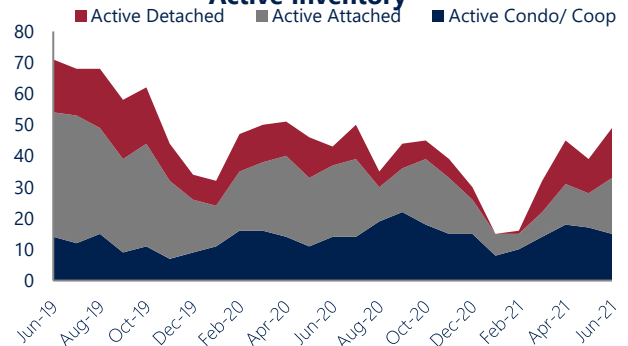
Units Sold

There was a decrease in total units sold in June, with 61 sold this month in South Reston versus 70 last month, a decrease of 13%. This month's total units sold was higher than at this time last year, an increase of 33% versus June 2020.

Active Inventory

Versus last year, the total number of homes available this month is higher by 6 units or 14%. The total number of active inventory this June was 49 compared to 43 in June 2020. This month's total of 49 is higher than the previous month's total supply of available inventory of 39, an increase of 26%.

Active Inventory*



Median Sale Price



Median Sale Price

Last June, the median sale price for South Reston Homes was \$415,000. This June, the median sale price was \$520,000, an increase of \$105,000 compared to last year. The current median sold price is higher than in May.

Median sale price is the middle sale price in a given month. The same number of properties are above & below the median.

South Reston are defined as properties listed in zip code/s 20191.

*Detached, Attached, and Condo varies by local area Multiple Listing Service (MLS) definition. For more information regarding your specific market, contact one of Long & Foster's knowledgeable and experienced sales associates. Information included in this report is based on data supplied by BRIGHTMLS and its member Association(s) of REALTORS, who are not responsible for its accuracy. Does not reflect all activity in the marketplace. Information contained in this report is deemed reliable but not guaranteed, should be independently verified, and does not constitute an opinion of BRIGHTMLS or Long & Foster Real Estate, Inc.





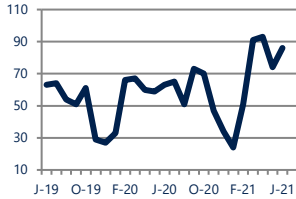
Focus On: South Reston Housing Market

June 2021

Zip Code(s): 20191

New Listings

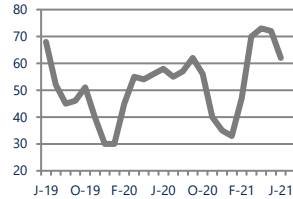
86



Up 37%
Vs. Year Ago

Current Contracts

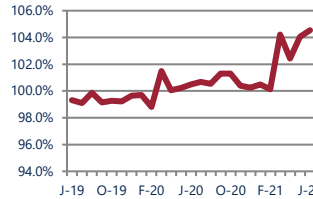
62



Up 7%
Vs. Year Ago

Sold Vs. List Price

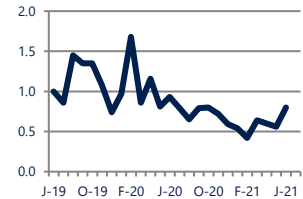
104.5%



Up 4%
Vs. Year Ago

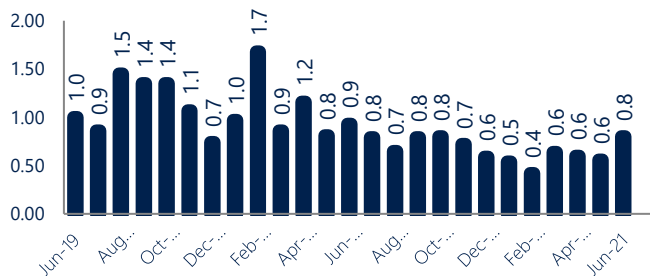
Months of Supply

0.8



Down -14%
Vs. Year Ago

Months Of Supply



Months of Supply

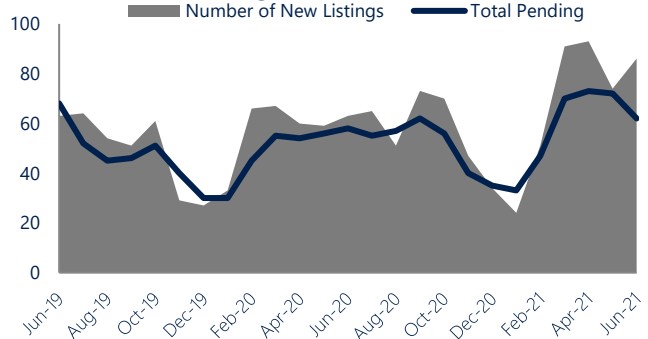
In June, there was 0.8 months of supply available in South Reston, compared to 0.9 in June 2020. That is a decrease of 14% versus a year ago.

Months of supply is calculated by dividing current inventory by current sales. It indicates how many months would be needed to sell all of the inventory available at the current rate of demand.

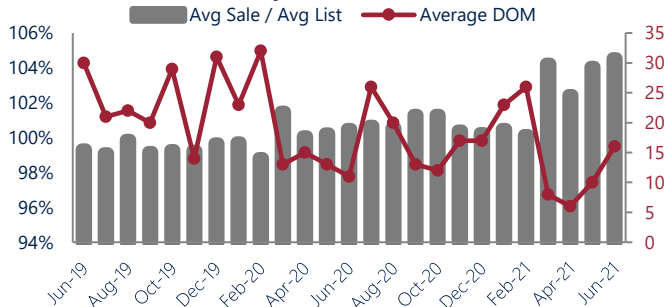
New Listings & Current Contracts

This month there were 86 homes newly listed for sale in South Reston compared to 63 in June 2020, an increase of 37%. There were 62 current contracts pending sale this June compared to 58 a year ago. The number of current contracts is 7% higher than last June.

New Listings & Current Contracts



Sale Price/ List Price & DOM



Sale Price to List Price Ratio

In June, the average sale price in South Reston was 104.5% of the average list price, which is 4.1% higher than at this time last year.

Days On Market

This month, the average number of days on market was 16, higher than the average last year, which was 11, an increase of 45%.

South Reston are defined as properties listed in zip code/s 20191.

*Detached, Attached, and Condo varies by local area Multiple Listing Service (MLS) definition. For more information regarding your specific market, contact one of Long & Foster's knowledgeable and experienced sales associates.

Information included in this report is based on data supplied by BRIGHTMLS and its member Association(s) of REALTORS, who are not responsible for its accuracy. Does not reflect all activity in the marketplace. Information contained in this report is deemed reliable but not guaranteed, should be independently verified, and does not constitute an opinion of BRIGHTMLS or Long & Foster Real Estate, Inc.

