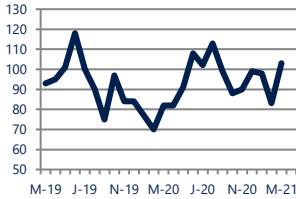




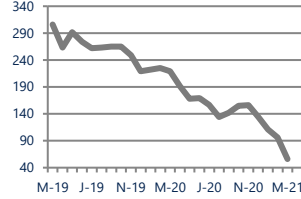
Zip Code(s): 23661 and 23666

Units Sold
103



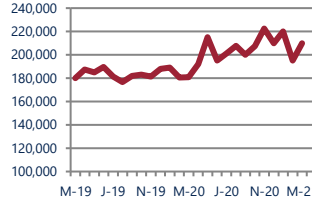
Up 26%
Vs. Year Ago

Active Inventory
56



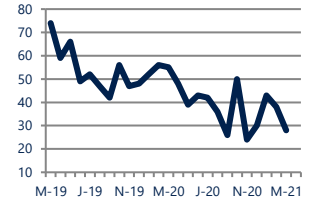
Down -74%
Vs. Year Ago

Median Sale Price
\$210,000



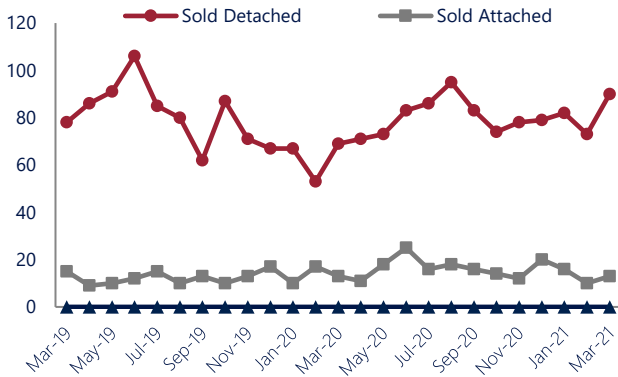
Up 16%
Vs. Year Ago

Days On Market
28



Down -49%
Vs. Year Ago

Units Sold*



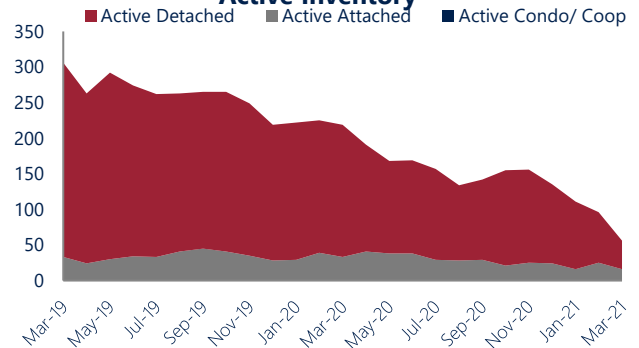
Units Sold

There was an increase in total units sold in March, with 103 sold this month in Riverdale, Greenwood Farms, and Eastern Hampton City versus 83 last month, an increase of 24%. This month's total units sold was higher than at this time last year, an increase of 26% versus March 2020.

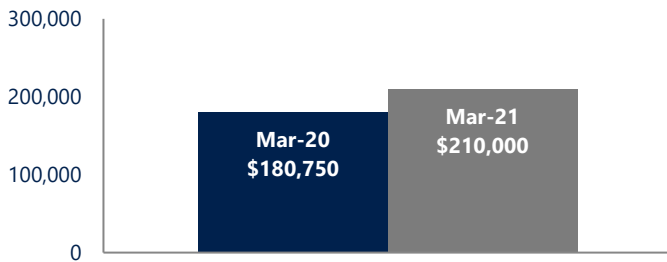
Active Inventory

Versus last year, the total number of homes available this month is lower by 163 units or 74%. The total number of active inventory this March was 56 compared to 219 in March 2020. This month's total of 56 is lower than the previous month's total supply of available inventory of 96, a decrease of 42%.

Active Inventory*



Median Sale Price



Median Sale Price

Last March, the median sale price for Riverdale, Greenwood Farms, and Eastern Hampton City Homes was \$180,750. This March, the median sale price was \$210,000, an increase of 16% or \$29,250 compared to last year. The current median sold price is 8% higher than in February.

Median sale price is the middle sale price in a given month. The same number of properties are above & below the median.

Riverdale, Greenwood Farms, and Eastern Hampton City are defined as properties listed in zip code/s 23661 and 23666.

*Detached, Attached, and Condo varies by local area Multiple Listing Service (MLS) definition. For more information regarding your specific market, contact one of Long & Foster's knowledgeable and experienced sales associates. Information included in this report is based on data supplied by REIN and its member Association(s) of REALTORS, who are not responsible for its accuracy. Does not reflect all activity in the marketplace. Information contained in this report is deemed reliable but not guaranteed, should be independently verified, and does not constitute an opinion of REIN or Long & Foster Real Estate, Inc.

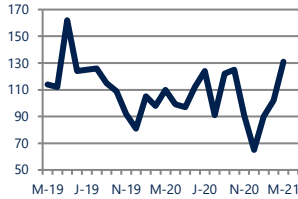




Zip Code(s): 23661 and 23666

New Listings

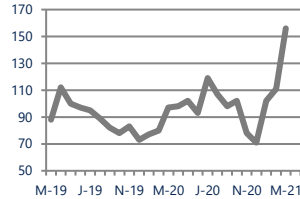
131



Up 19%
Vs. Year Ago

Current Contracts

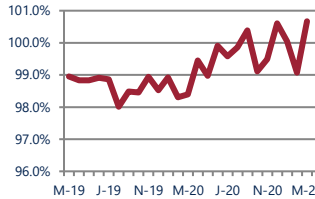
156



Up 61%
Vs. Year Ago

Sold Vs. List Price

100.7%



Up 2.3%
Vs. Year Ago

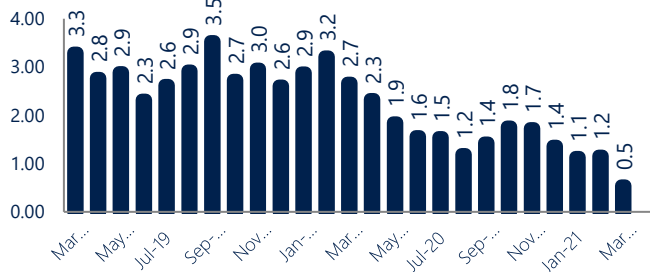
Months of Supply

0.5



Down -80%
Vs. Year Ago

Months of Supply



Months of Supply

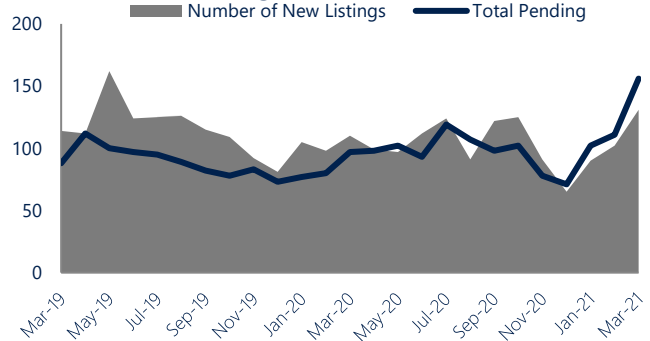
In March, there was 0.5 months of supply available in Riverdale, Greenwood Farms, and Eastern Hampton City, compared to 2.7 in March 2020. That is a decrease of 80% versus a year ago.

Months of supply is calculated by dividing current inventory by current sales. It indicates how many months would be needed to sell all of the inventory available at the current rate of demand.

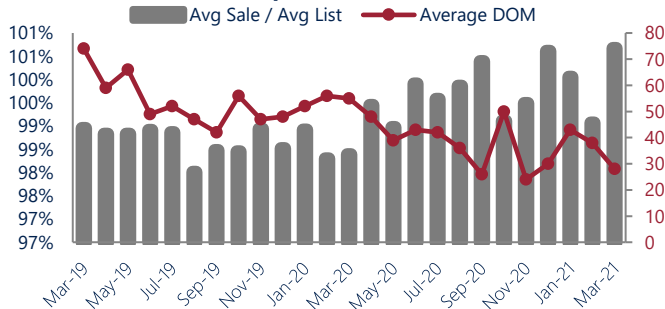
New Listings & Current Contracts

This month there were 131 homes newly listed for sale in Riverdale, Greenwood Farms, and Eastern Hampton City compared to 110 in March 2020, an increase of 19%. There were 156 current contracts pending sale this March compared to 97 a year ago. The number of current contracts is 61% higher than last March.

New Listings & Current Contracts



Sale Price/ List Price & DOM



Sale Price to List Price Ratio

In March, the average sale price in Riverdale, Greenwood Farms, and Eastern Hampton City was 100.7% of the average list price, which is 2.3% higher than at this time last year.

Days On Market

This month, the average number of days on market was 28, lower than the average last year, which was 55, a decrease of 49%.



Riverdale, Greenwood Farms, and Eastern Hampton City are defined as properties listed in zip code/s 23661 and 23666.

*Detached, Attached, and Condo varies by local area Multiple Listing Service (MLS) definition. For more information regarding your specific market, contact one of Long & Foster's knowledgeable and experienced sales associates.

Information included in this report is based on data supplied by REIN and its member Association(s) of REALTORS, who are not responsible for its accuracy. Does not reflect all activity in the marketplace. Information contained in this report is deemed reliable but not guaranteed, should be independently verified, and does not constitute an opinion of REIN or Long & Foster Real Estate, Inc.

