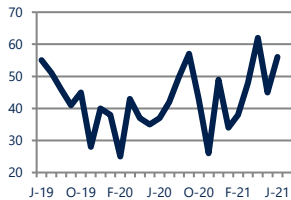




Zip Code(s): 20190

Units Sold

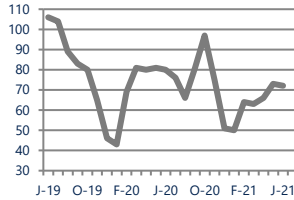
56



Up
Vs. Year Ago

Active Inventory

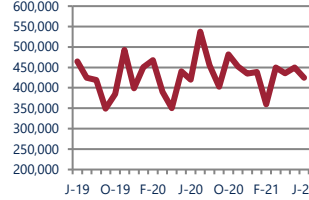
72



Down -10%
Vs. Year Ago

Median Sale Price

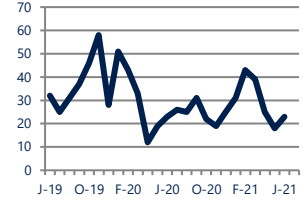
\$424,500



Up 1%
Vs. Year Ago

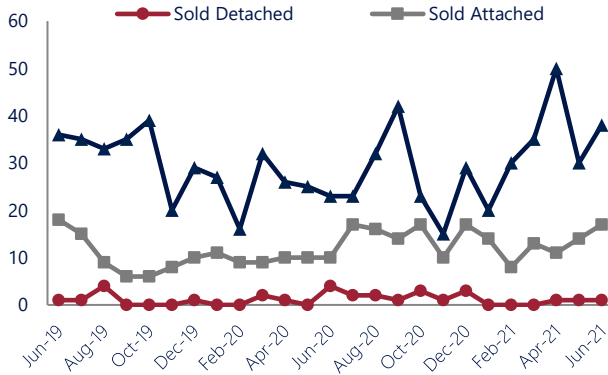
Days On Market

23



No Change
Vs. Year Ago

Units Sold*



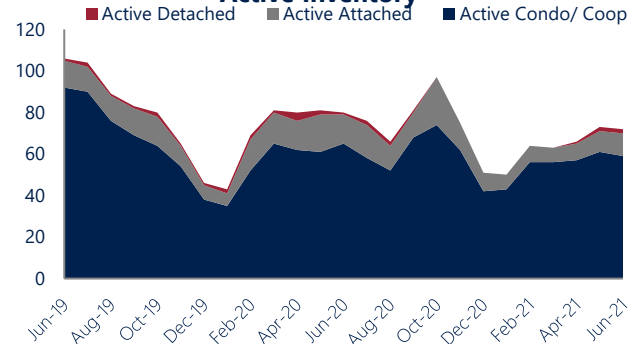
Units Sold

There was an increase in total units sold in June, with 56 sold this month in Reston Town Center, Lake Anne, and Tall Oaks. This month's total units sold was higher than at this time last year.

Active Inventory

Versus last year, the total number of homes available this month is lower by 8 units or 10%. The total number of active inventory this June was 72 compared to 80 in June 2020. This month's total of 72 is lower than the previous month's total supply of available inventory of 73, a decrease of 1%.

Active Inventory*



Median Sale Price



Median Sale Price

Last June, the median sale price for Reston Town Center, Lake Anne, and Tall Oaks Homes was \$420,000. This June, the median sale price was \$424,500, an increase of 1% or \$4,500 compared to last year. The current median sold price is 6% lower than in May.

Median sale price is the middle sale price in a given month. The same number of properties are above & below the median.

Reston Town Center, Lake Anne, and Tall Oaks are defined as properties listed in zip code/s 20190.

*Detached, Attached, and Condo varies by local area Multiple Listing Service (MLS) definition. For more information regarding your specific market, contact one of Long & Foster's knowledgeable and experienced sales associates. Information included in this report is based on data supplied by BRIGHTMLS and its member Association(s) of REALTORS, who are not responsible for its accuracy. Does not reflect all activity in the marketplace. Information contained in this report is deemed reliable but not guaranteed, should be independently verified, and does not constitute an opinion of BRIGHTMLS or Long & Foster Real Estate, Inc.

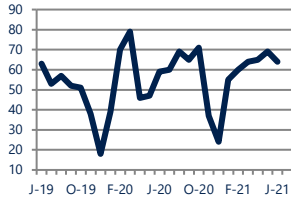




Zip Code(s): 20190

New Listings

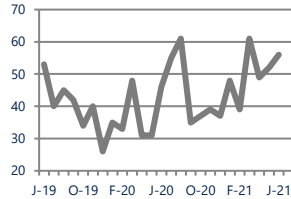
64



Up 8%
Vs. Year Ago

Current Contracts

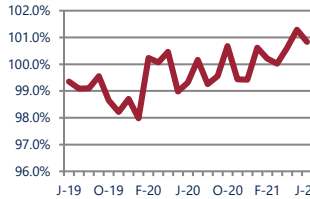
56



Up 22%
Vs. Year Ago

Sold Vs. List Price

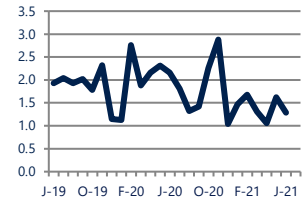
100.8%



Up 1.5%
Vs. Year Ago

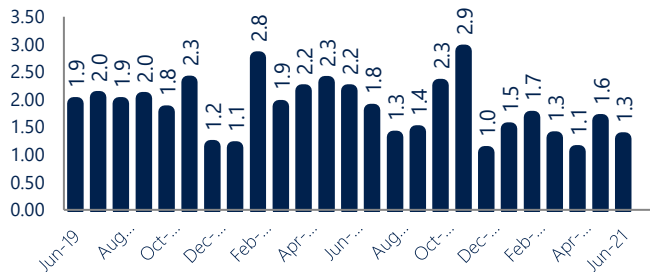
Months of Supply

1.3



Down -40%
Vs. Year Ago

Months Of Supply



New Listings & Current Contracts

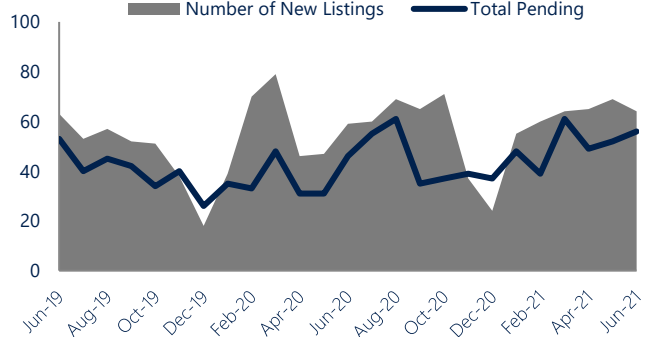
This month there were 64 homes newly listed for sale in Reston Town Center, Lake Anne, and Tall Oaks compared to 59 in June 2020, an increase of 8%. There were 56 current contracts pending sale this June compared to 46 a year ago. The number of current contracts is 22% higher than last June.

Months of Supply

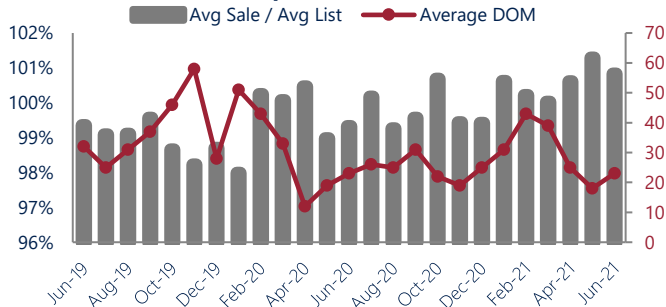
In June, there was 1.3 months of supply available in Reston Town Center, Lake Anne, and Tall Oaks, compared to 2.2 in June 2020. That is a decrease of 41% versus a year ago.

Months of supply is calculated by dividing current inventory by current sales. It indicates how many months would be needed to sell all of the inventory available at the current rate of demand.

New Listings & Current Contracts



Sale Price/ List Price & DOM



Sale Price to List Price Ratio

In June, the average sale price in Reston Town Center, Lake Anne, and Tall Oaks was 100.8% of the average list price, which is 1.5% higher than at this time last year.

Days On Market

This month, the average number of days on market was 23, which is similar compared to a year ago.



Reston Town Center, Lake Anne, and Tall Oaks are defined as properties listed in zip code/s 20190.

*Detached, Attached, and Condo varies by local area Multiple Listing Service (MLS) definition. For more information regarding your specific market, contact one of Long & Foster's knowledgeable and experienced sales associates.

Information included in this report is based on data supplied by BRIGHTMLS and its member Association(s) of REALTORS, who are not responsible for its accuracy. Does not reflect all activity in the marketplace. Information contained in this report is deemed reliable but not guaranteed, should be independently verified, and does not constitute an opinion of BRIGHTMLS or Long & Foster Real Estate, Inc.

