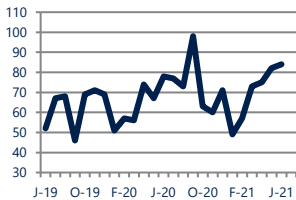




Zip Code(s): 23523, 23324 and 23325

Units Sold

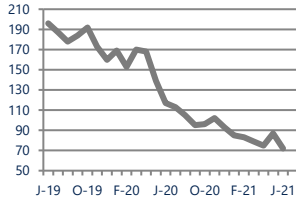
84



Up 8%
Vs. Year Ago

Active Inventory

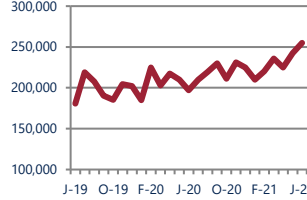
72



Down -38%
Vs. Year Ago

Median Sale Price

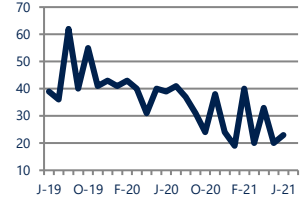
\$255,000



Up 29%
Vs. Year Ago

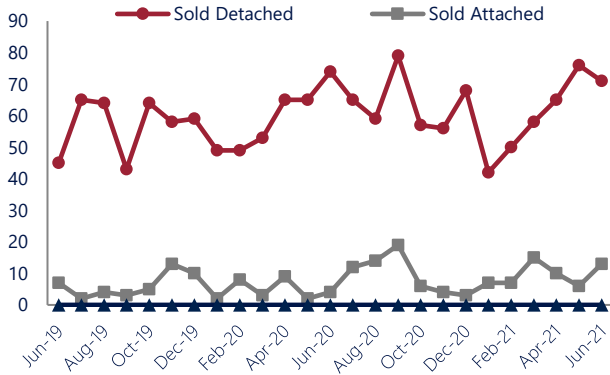
Days On Market

23



Down -41%
Vs. Year Ago

Units Sold*



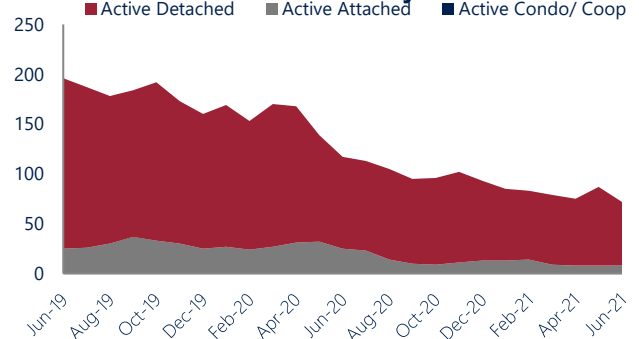
Units Sold

There was an increase in total units sold in June, with 84 sold this month in Portlock, Norfolk Highlands, and Campostella Heights versus 82 last month, an increase of 2%. This month's total units sold was higher than at this time last year, an increase of 8% versus June 2020.

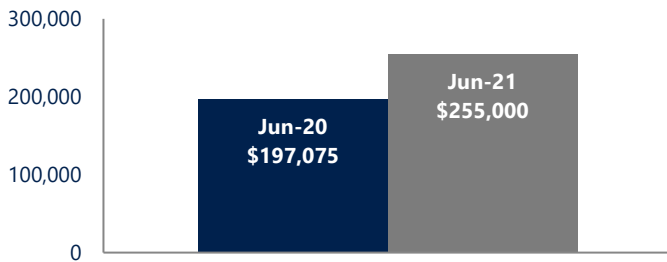
Active Inventory

Versus last year, the total number of homes available this month is lower by 45 units or 38%. The total number of active inventory this June was 72 compared to 117 in June 2020. This month's total of 72 is lower than the previous month's total supply of available inventory of 87, a decrease of 17%.

Active Inventory*



Median Sale Price



Median Sale Price

Last June, the median sale price for Portlock, Norfolk Highlands, and Campostella Heights Homes was \$197,075. This June, the median sale price was \$255,000, an increase of \$57,925 compared to last year. The current median sold price is higher than in May.

Median sale price is the middle sale price in a given month. The same number of properties are above & below the median.

Portlock, Norfolk Highlands, and Campostella Heights are defined as properties listed in zip code/s 23523, 23324 and 23325.

*Detached, Attached, and Condo varies by local area Multiple Listing Service (MLS) definition. For more information regarding your specific market, contact one of Long & Foster's knowledgeable and experienced sales associates.

Information included in this report is based on data supplied by REIN and its member Association(s) of REALTORS, who are not responsible for its accuracy. Does not reflect all activity in the marketplace. Information contained in this report is deemed reliable but not guaranteed, should be independently verified, and does not constitute an opinion of REIN or Long & Foster Real Estate, Inc.

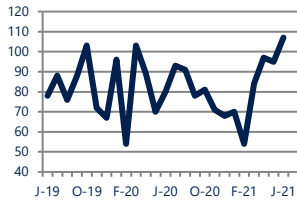




Zip Code(s): 23523, 23324 and 23325

New Listings

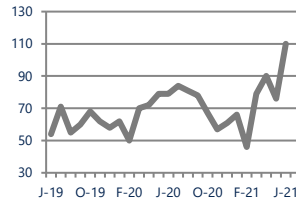
107



Up 34%
Vs. Year Ago

Current Contracts

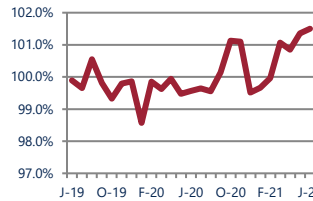
110



Up 39%
Vs. Year Ago

Sold Vs. List Price

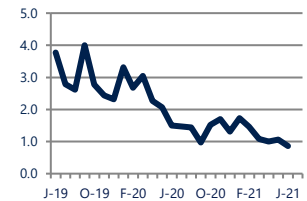
101.5%



Up 1.9%
Vs. Year Ago

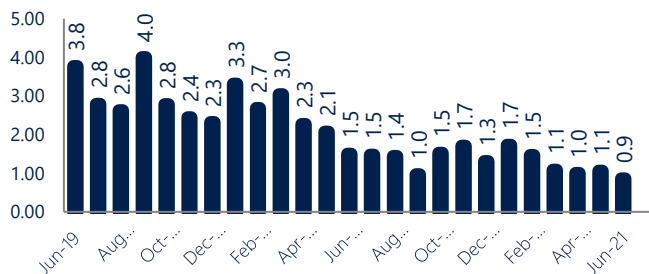
Months of Supply

0.9



Down -43%
Vs. Year Ago

Months Of Supply



New Listings & Current Contracts

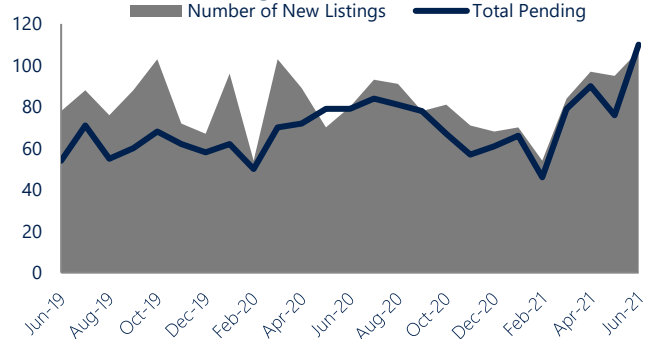
This month there were 107 homes newly listed for sale in Portlock, Norfolk Highlands, and Campostella Heights compared to 80 in June 2020, an increase of 34%. There were 110 current contracts pending sale this June compared to 79 a year ago. The number of current contracts is 39% higher than last June.

Months of Supply

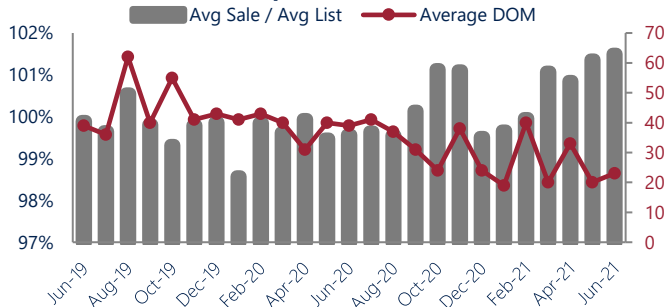
In June, there was 0.9 months of supply available in Portlock, Norfolk Highlands, and Campostella Heights, compared to 1.5 in June 2020. That is a decrease of 43% versus a year ago.

Months of supply is calculated by dividing current inventory by current sales. It indicates how many months would be needed to sell all of the inventory available at the current rate of demand.

New Listings & Current Contracts



Sale Price/ List Price & DOM



Sale Price to List Price Ratio

In June, the average sale price in Portlock, Norfolk Highlands, and Campostella Heights was 101.5% of the average list price, which is 1.9% higher than at this time last year.

Days On Market

This month, the average number of days on market was 23, lower than the average last year, which was 39, a decrease of 41%.



Portlock, Norfolk Highlands, and Campostella Heights are defined as properties listed in zip code/s 23523, 23324 and 23325.

*Detached, Attached, and Condo varies by local area Multiple Listing Service (MLS) definition. For more information regarding your specific market, contact one of Long & Foster's knowledgeable and experienced sales associates.

Information included in this report is based on data supplied by REIN and its member Association(s) of REALTORS, who are not responsible for its accuracy. Does not reflect all activity in the marketplace. Information contained in this report is deemed reliable but not guaranteed, should be independently verified, and does not constitute an opinion of REIN or Long & Foster Real Estate, Inc.

