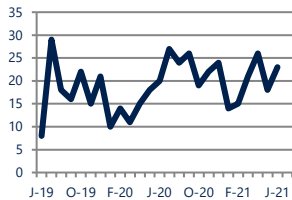




Focus On: Page County Housing Market

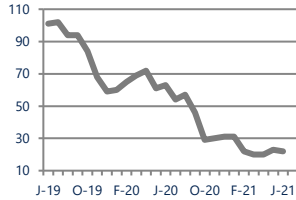
June 2021

Units Sold
23



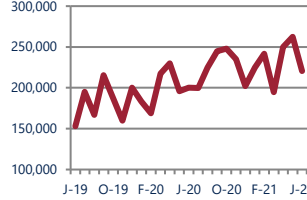
Up 15%
Vs. Year Ago

Active Inventory
22



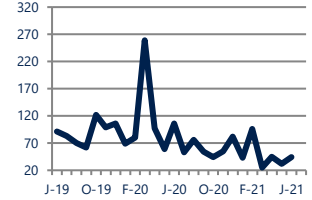
Down -65%
Vs. Year Ago

Median Sale Price
\$220,500



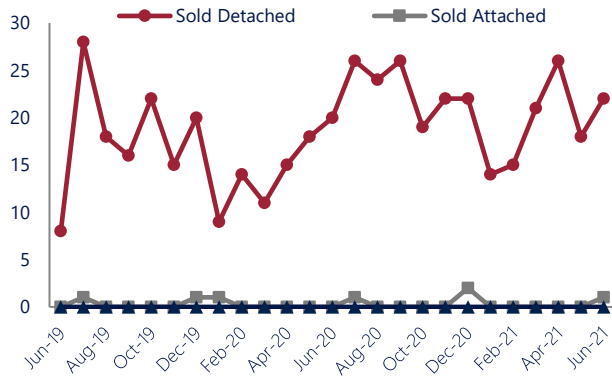
Up 10%
Vs. Year Ago

Days On Market
44



Down
Vs. Year Ago

Units Sold*



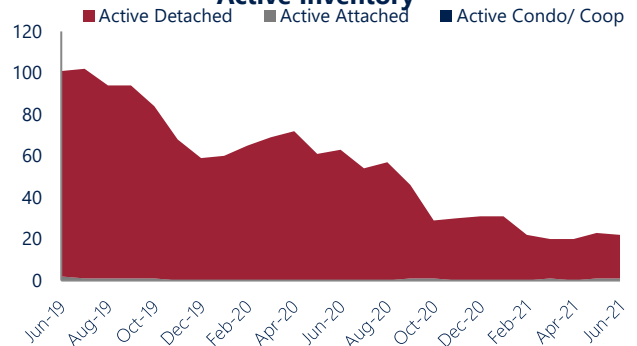
Units Sold

There was an increase in total units sold in June, with 23 sold this month in Page County versus 18 last month, an increase of 28%. This month's total units sold was higher than at this time last year, an increase of 15% versus June 2020.

Active Inventory

Versus last year, the total number of homes available this month is lower by 41 units or 65%. The total number of active inventory this June was 22 compared to 63 in June 2020. This month's total of 22 is lower than the previous month's total supply of available inventory of 23, a decrease of 4%.

Active Inventory*



Median Sale Price



Median Sale Price

Last June, the median sale price for Page County Homes was \$200,000. This June, the median sale price was \$220,500, an increase of 10% or \$20,500 compared to last year. The current median sold price is 16% lower than in May.

Median sale price is the middle sale price in a given month. The same number of properties are above & below the median.



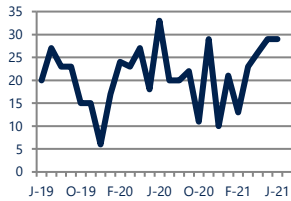
*Detached, Attached, and Condo varies by local area Multiple Listing Service (MLS) definition. For more information regarding your specific market, contact one of Long & Foster's knowledgeable and experienced sales associates. Information included in this report is based on data supplied by BRIGHTMLS and its member Association(s) of REALTORS, who are not responsible for its accuracy. Does not reflect all activity in the marketplace. Information contained in this report is deemed reliable but not guaranteed, should be independently verified, and does not constitute an opinion of BRIGHTMLS or Long & Foster Real Estate, Inc.





New Listings

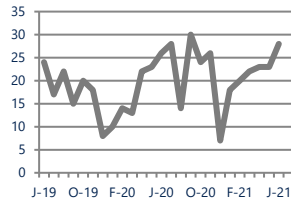
29



Down -12%
Vs. Year Ago

Current Contracts

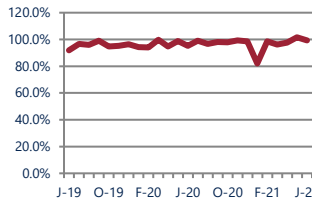
28



Up 8%
Vs. Year Ago

Sold Vs. List Price

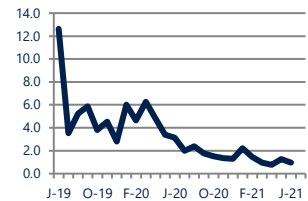
99.4%



Up 4.5%
Vs. Year Ago

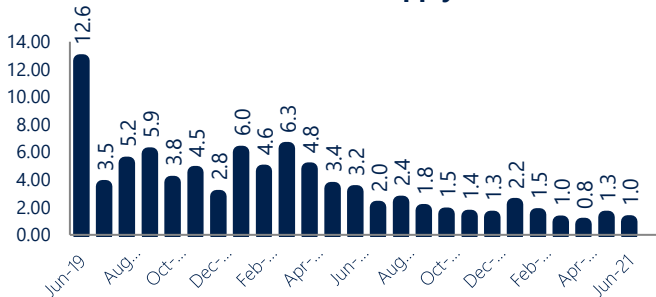
Months of Supply

1.0



Down -70%
Vs. Year Ago

Months Of Supply



Months of Supply

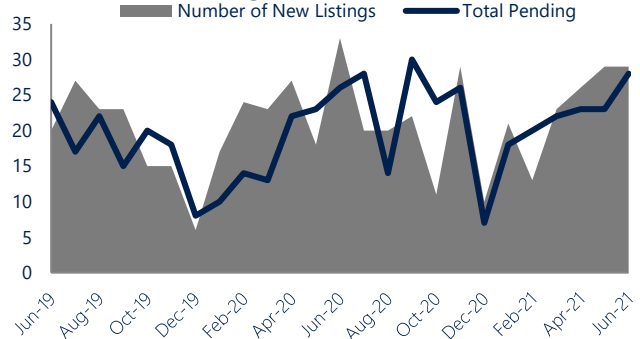
In June, there was 1.0 months of supply available in Page County, compared to 3.2 in June 2020. That is a decrease of 70% versus a year ago.

Months of supply is calculated by dividing current inventory by current sales. It indicates how many months would be needed to sell all of the inventory available at the current rate of demand.

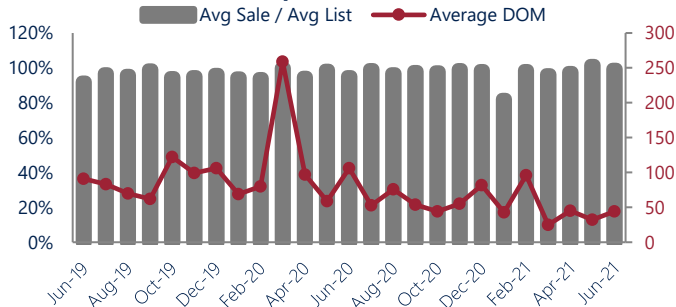
New Listings & Current Contracts

This month there were 29 homes newly listed for sale in Page County compared to 33 in June 2020, a decrease of 12%. There were 28 current contracts pending sale this June compared to 26 a year ago. The number of current contracts is 8% higher than last June.

New Listings & Current Contracts



Sale Price/ List Price & DOM



Sale Price to List Price Ratio

In June, the average sale price in Page County was 99.4% of the average list price, which is 4.3% higher than at this time last year.

Days On Market

This month, the average number of days on market was 44, lower than the average last year, which was 106. This decrease was impacted by the limited number of sales.



*Detached, Attached, and Condo varies by local area Multiple Listing Service (MLS) definition. For more information regarding your specific market, contact one of Long & Foster's knowledgeable and experienced sales associates. Information included in this report is based on data supplied by BRIGHTMLS and its member Association(s) of REALTORS, who are not responsible for its accuracy. Does not reflect all activity in the marketplace. Information contained in this report is deemed reliable but not guaranteed, should be independently verified, and does not constitute an opinion of BRIGHTMLS or Long & Foster Real Estate, Inc.

