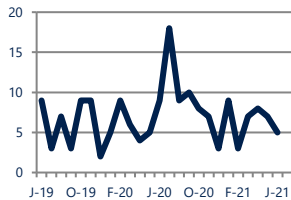




**Units Sold**

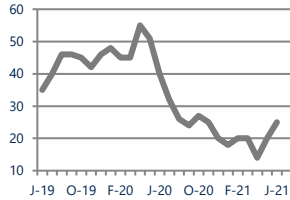
5



**Down**  
Vs. Year Ago

**Active Inventory**

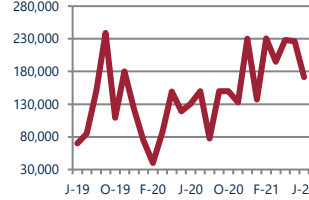
25



**Down -38%**  
Vs. Year Ago

**Median Sale Price**

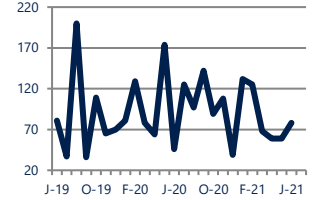
\$171,500



**Up**  
Vs. Year Ago

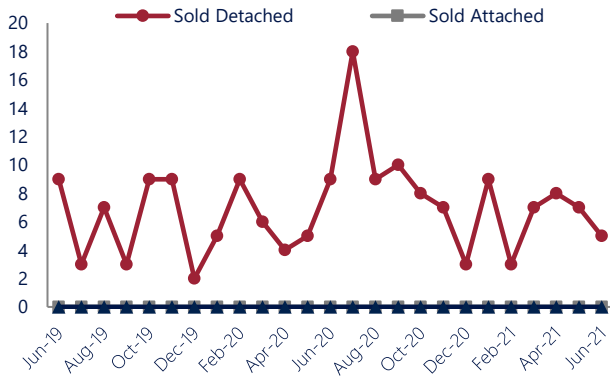
**Days On Market**

78



**Up**  
Vs. Year Ago

**Units Sold\***



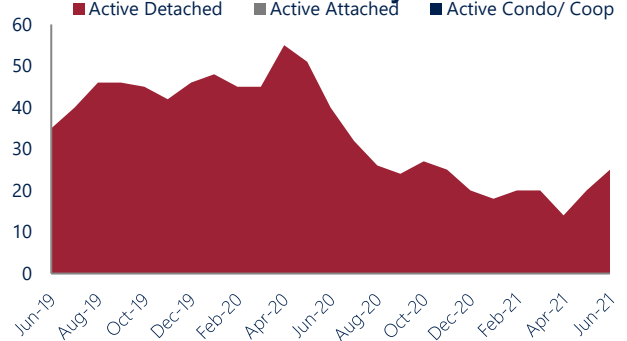
**Units Sold**

With relatively few transactions, there was a decrease in total units sold in June, with 5 sold this month in Nottoway County. This month's total units sold was lower than at this time last year, a decrease from June 2020.

**Active Inventory**

Versus last year, the total number of homes available this month is lower by 15 units or 38%. The total number of active inventory this June was 25 compared to 40 in June 2020. This month's total of 25 is higher than the previous month's total supply of available inventory of 20, an increase of 25%.

**Active Inventory\***



**Median Sale Price**



**Median Sale Price**

Due to the relatively small number of units sold, the median sale price showed significant change this month. Last June, the median sale price for Nottoway County Homes was \$131,000. This June, the median sale price was \$171,500, an increase of \$40,500 compared to last year. The current median sold price is lower than in May. Median sale price is the middle sale price in a given month. The same number of properties are above & below the median.



\*Detached, Attached, and Condo varies by local area Multiple Listing Service (MLS) definition. For more information regarding your specific market, contact one of Long & Foster's knowledgeable and experienced sales associates. Information included in this report is based on data supplied by SCAR and its member Association(s) of REALTORS, who are not responsible for its accuracy. Does not reflect all activity in the marketplace. Information contained in this report is deemed reliable but not guaranteed, should be independently verified, and does not constitute an opinion of SCAR or Long & Foster Real Estate, Inc.



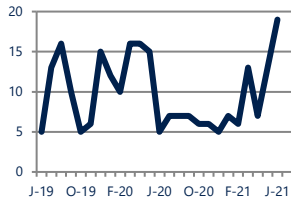


Focus On: **Nottoway County Housing Market**

June 2021

**New Listings**

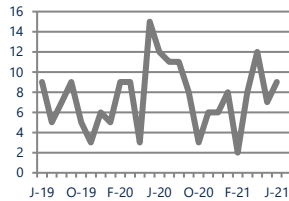
19



**Up 280%**  
Vs. Year Ago

**Current Contracts**

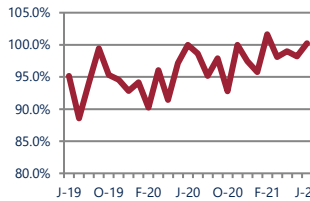
9



**Down -25%**  
Vs. Year Ago

**Sold Vs. List Price**

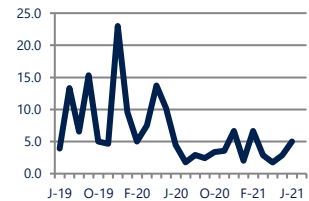
100.2%



**No Change**  
Vs. Year Ago

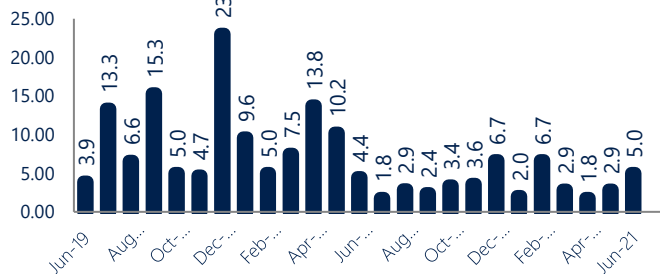
**Months of Supply**

5.0



**Up 13%**  
Vs. Year Ago

**Months Of Supply**



**New Listings & Current Contracts**

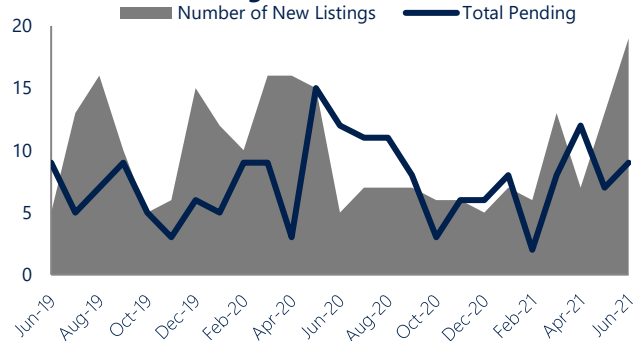
This month there were 19 homes newly listed for sale in Nottoway County compared to 5 in June 2020, an increase of 280%. There were 9 current contracts pending sale this June compared to 12 a year ago. The number of current contracts is 25% lower than last June.

**Months of Supply**

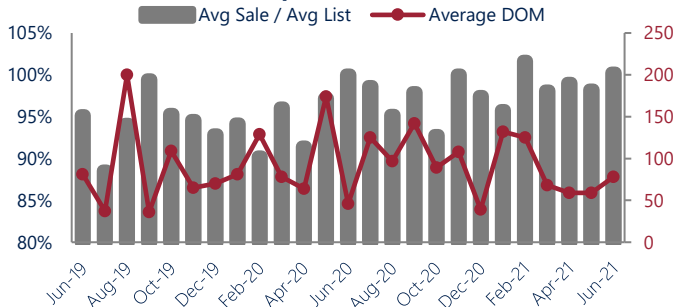
In June, there was 5.0 months of supply available in Nottoway County, compared to 4.4 in June 2020. That is an increase of 12% versus a year ago.

Months of supply is calculated by dividing current inventory by current sales. It indicates how many months would be needed to sell all of the inventory available at the current rate of demand.

**New Listings & Current Contracts**



**Sale Price/ List Price & DOM**



**Sale Price to List Price Ratio**

In June, the average sale price in Nottoway County was 100.2% of the average list price, which is similar compared to a year ago.

**Days On Market**

This month, the average number of days on market was 78, higher than the average last year, which was 46. This increase was impacted by the limited number of sales.



\*Detached, Attached, and Condo varies by local area Multiple Listing Service (MLS) definition. For more information regarding your specific market, contact one of Long & Foster's knowledgeable and experienced sales associates.  
Information included in this report is based on data supplied by SCAR and its member Association(s) of REALTORS, who are not responsible for its accuracy. Does not reflect all activity in the marketplace. Information contained in this report is deemed reliable but not guaranteed, should be independently verified, and does not constitute an opinion of SCAR or Long & Foster Real Estate, Inc.

