



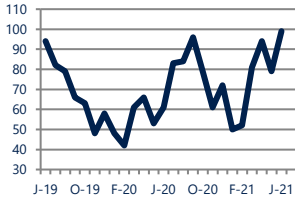
## Focus On: North Reston Housing Market

June 2021

Zip Code(s): 20194 and 20190

### Units Sold

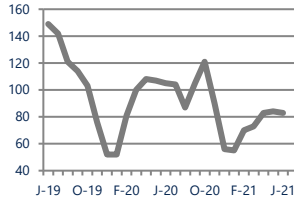
99



Up  
Vs. Year Ago

### Active Inventory

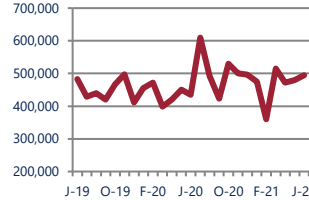
83



Down -21%  
Vs. Year Ago

### Median Sale Price

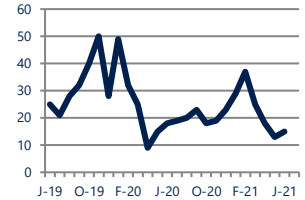
\$495,000



Up 14%  
Vs. Year Ago

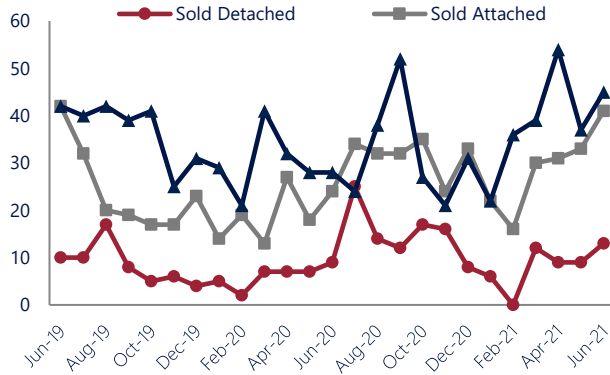
### Days On Market

15



Down -17%  
Vs. Year Ago

### Units Sold\*



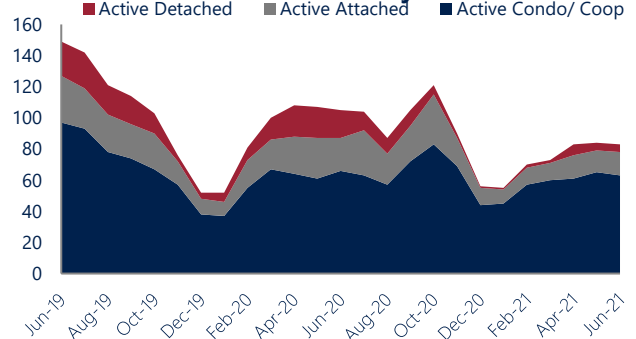
### Units Sold

There was an increase in total units sold in June, with 99 sold this month in North Reston. This month's total units sold was higher than at this time last year.

### Active Inventory

Versus last year, the total number of homes available this month is lower by 22 units or 21%. The total number of active inventory this June was 83 compared to 105 in June 2020. This month's total of 83 is lower than the previous month's total supply of available inventory of 84, a decrease of 1%.

### Active Inventory\*



### Median Sale Price



### Median Sale Price

Last June, the median sale price for North Reston Homes was \$435,000. This June, the median sale price was \$495,000, an increase of 14% or \$60,000 compared to last year. The current median sold price is 3% higher than in May.

Median sale price is the middle sale price in a given month. The same number of properties are above & below the median.

North Reston are defined as properties listed in zip code/s 20194 and 20190.

\*Detached, Attached, and Condo varies by local area Multiple Listing Service (MLS) definition. For more information regarding your specific market, contact one of Long & Foster's knowledgeable and experienced sales associates.

Information included in this report is based on data supplied by BRIGHTMLS and its member Association(s) of REALTORS, who are not responsible for its accuracy. Does not reflect all activity in the marketplace. Information contained in this report is deemed reliable but not guaranteed, should be independently verified, and does not constitute an opinion of BRIGHTMLS or Long & Foster Real Estate, Inc.





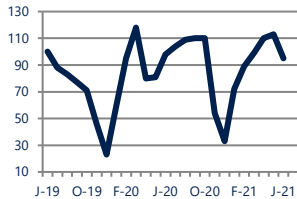
## Focus On: North Reston Housing Market

June 2021

Zip Code(s): 20194 and 20190

### New Listings

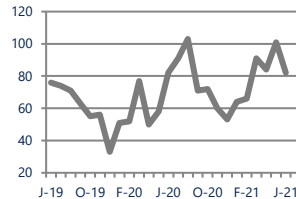
95



Down -3%  
Vs. Year Ago

### Current Contracts

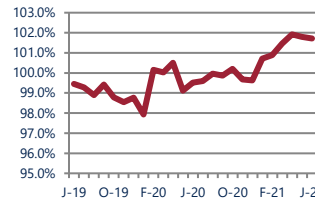
82



No Change  
Vs. Year Ago

### Sold Vs. List Price

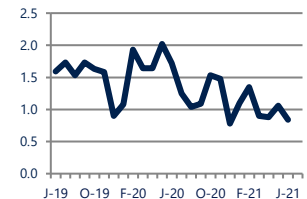
101.7%



Up 2.2%  
Vs. Year Ago

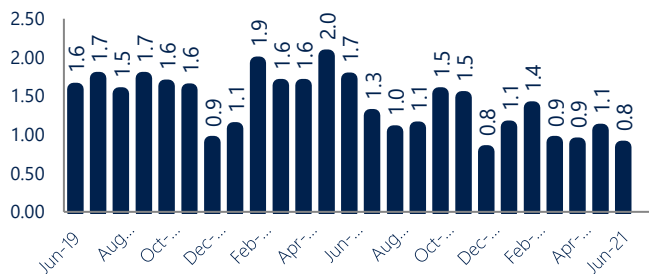
### Months of Supply

0.8



Down -51%  
Vs. Year Ago

### Months Of Supply



### Months of Supply

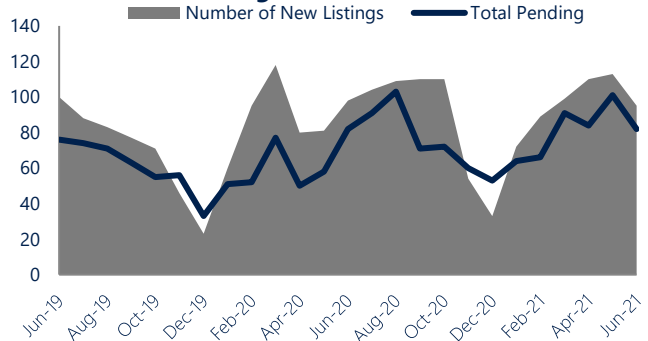
In June, there was 0.8 months of supply available in North Reston, compared to 1.7 in June 2020. That is a decrease of 51% versus a year ago.

Months of supply is calculated by dividing current inventory by current sales. It indicates how many months would be needed to sell all of the inventory available at the current rate of demand.

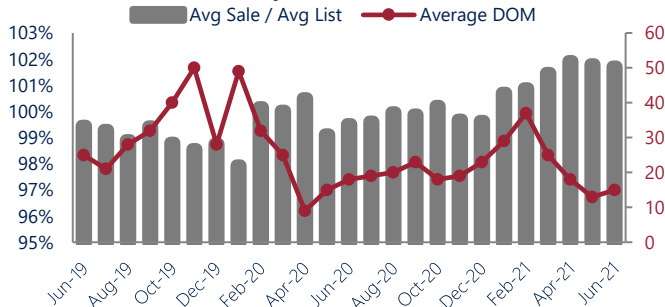
### New Listings & Current Contracts

This month there were 95 homes newly listed for sale in North Reston compared to 98 in June 2020, a decrease of 3%. There were 82 current contracts pending sale this June, consistent with the volume a year ago. The number of current contracts is 19% lower than last month.

### New Listings & Current Contracts



### Sale Price/ List Price & DOM



### Sale Price to List Price Ratio

In June, the average sale price in North Reston was 101.7% of the average list price, which is 2.2% higher than at this time last year.

### Days On Market

This month, the average number of days on market was 15, lower than the average last year, which was 18, a decrease of 17%.

North Reston are defined as properties listed in zip code/s 20194 and 20190.

\*Detached, Attached, and Condo varies by local area Multiple Listing Service (MLS) definition. For more information regarding your specific market, contact one of Long & Foster's knowledgeable and experienced sales associates.

Information included in this report is based on data supplied by BRIGHTMLS and its member Association(s) of REALTORS, who are not responsible for its accuracy. Does not reflect all activity in the marketplace. Information contained in this report is deemed reliable but not guaranteed, should be independently verified, and does not constitute an opinion of BRIGHTMLS or Long & Foster Real Estate, Inc.

