

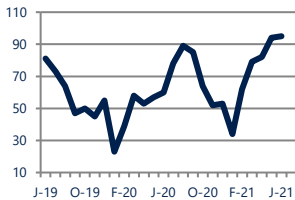


**Focus On: North Arlington Housing Market**

June 2021

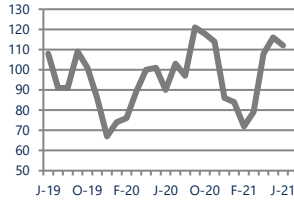
Zip Code(s): 22207, 22205 and 22213

**Units Sold**  
95



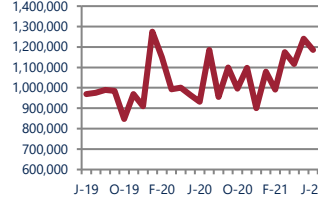
**Up**  
Vs. Year Ago

**Active Inventory**  
112



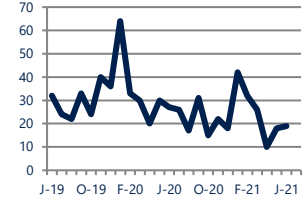
**Up 24%**  
Vs. Year Ago

**Median Sale Price**  
\$1,185,000



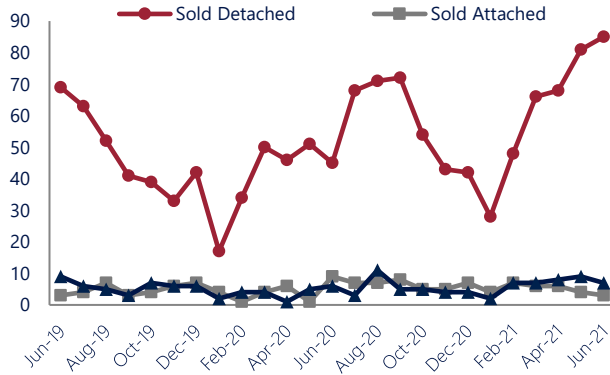
**Up 27%**  
Vs. Year Ago

**Days On Market**  
19



**Down -30%**  
Vs. Year Ago

**Units Sold\***



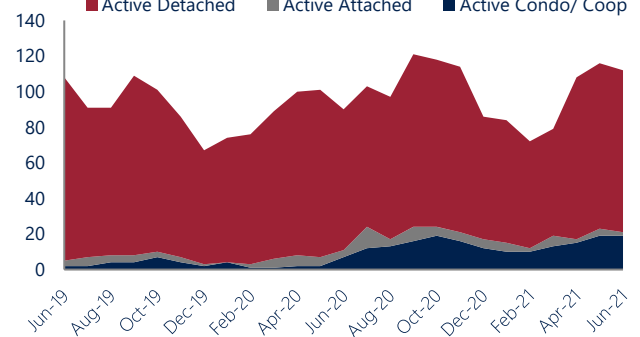
**Units Sold**

There was an increase in total units sold in June, with 95 sold this month in North Arlington. This month's total units sold was higher than at this time last year.


**Active Inventory**

Versus last year, the total number of homes available this month is higher by 22 units or 24%. The total number of active inventory this June was 112 compared to 90 in June 2020. This month's total of 112 is lower than the previous month's total supply of available inventory of 116, a decrease of 3%.

**Active Inventory\***



**Median Sale Price**



**Median Sale Price**

Last June, the median sale price for North Arlington Homes was \$932,500. This June, the median sale price was \$1,185,000, an increase of \$252,500 compared to last year. The current median sold price is lower than in May.

Median sale price is the middle sale price in a given month. The same number of properties are above & below the median.

North Arlington are defined as properties listed in zip code/s 22207, 22205 and 22213.

\*Detached, Attached, and Condo varies by local area Multiple Listing Service (MLS) definition. For more information regarding your specific market, contact one of Long & Foster's knowledgeable and experienced sales associates. Information included in this report is based on data supplied by BRIGHTMLS and its member Association(s) of REALTORS, who are not responsible for its accuracy. Does not reflect all activity in the marketplace. Information contained in this report is deemed reliable but not guaranteed, should be independently verified, and does not constitute an opinion of BRIGHTMLS or Long & Foster Real Estate, Inc.





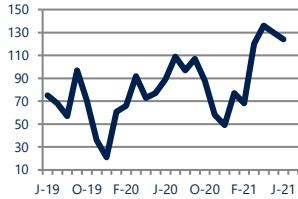
## Focus On: North Arlington Housing Market

June 2021

Zip Code(s): 22207, 22205 and 22213

### New Listings

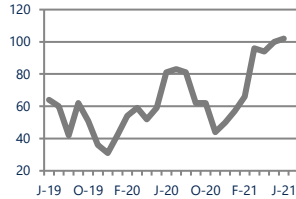
124



Up 39%  
Vs. Year Ago

### Current Contracts

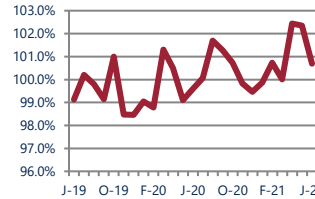
102



Up 26%  
Vs. Year Ago

### Sold Vs. List Price

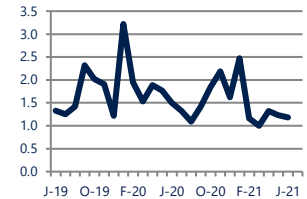
100.7%



Up 1.1%  
Vs. Year Ago

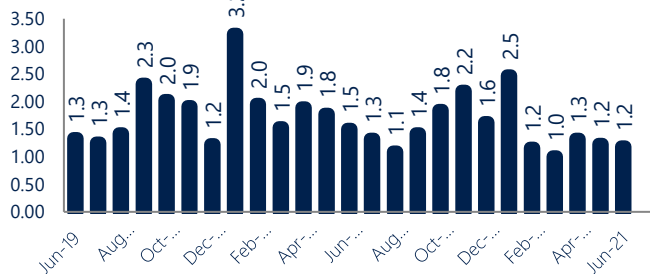
### Months of Supply

1.2



Down -21%  
Vs. Year Ago

### Months Of Supply



### Months of Supply

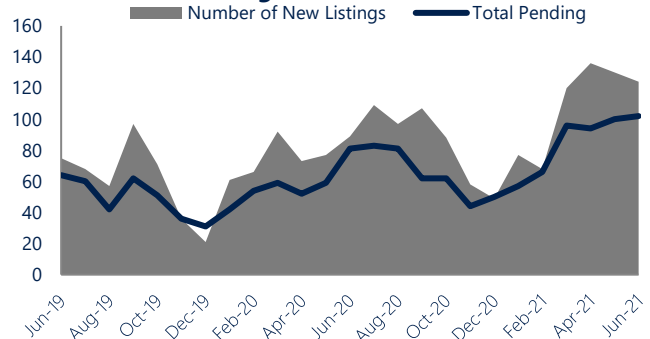
In June, there was 1.2 months of supply available in North Arlington, compared to 1.5 in June 2020. That is a decrease of 21% versus a year ago.

Months of supply is calculated by dividing current inventory by current sales. It indicates how many months would be needed to sell all of the inventory available at the current rate of demand.

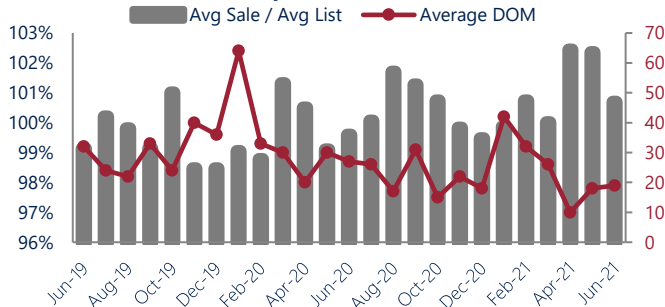
### New Listings & Current Contracts

This month there were 124 homes newly listed for sale in North Arlington compared to 89 in June 2020, an increase of 39%. There were 102 current contracts pending sale this June compared to 81 a year ago. The number of current contracts is 26% higher than last June.

### New Listings & Current Contracts



### Sale Price/ List Price & DOM



### Sale Price to List Price Ratio

In June, the average sale price in North Arlington was 100.7% of the average list price, which is 1.1% higher than at this time last year.

### Days On Market

This month, the average number of days on market was 19, lower than the average last year, which was 27, a decrease of 30%.

North Arlington are defined as properties listed in zip code/s 22207, 22205 and 22213.

\*Detached, Attached, and Condo varies by local area Multiple Listing Service (MLS) definition. For more information regarding your specific market, contact one of Long & Foster's knowledgeable and experienced sales associates.

Information included in this report is based on data supplied by BRIGHTMLS and its member Association(s) of REALTORS, who are not responsible for its accuracy. Does not reflect all activity in the marketplace. Information contained in this report is deemed reliable but not guaranteed, should be independently verified, and does not constitute an opinion of BRIGHTMLS or Long & Foster Real Estate, Inc.

