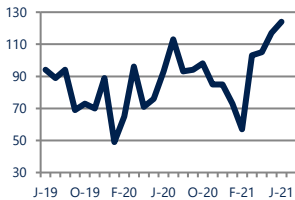




Zip Code(s): 23452

Units Sold

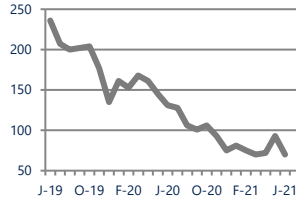
124



Up 33%
Vs. Year Ago

Active Inventory

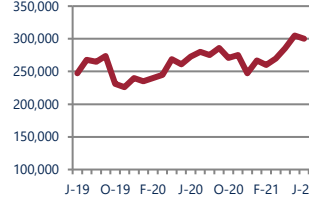
70



Down -47%
Vs. Year Ago

Median Sale Price

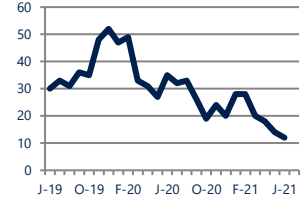
\$300,000



Up 10%
Vs. Year Ago

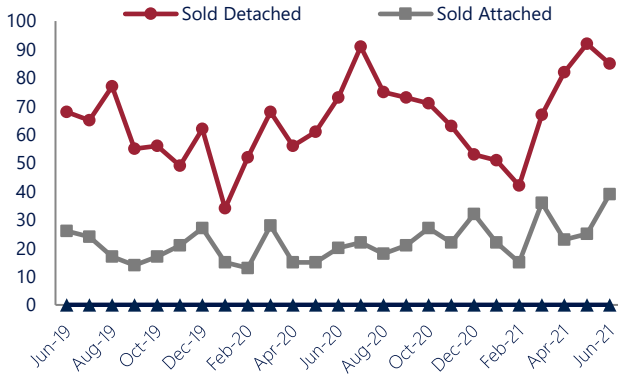
Days On Market

12



Down -66%
Vs. Year Ago

Units Sold*



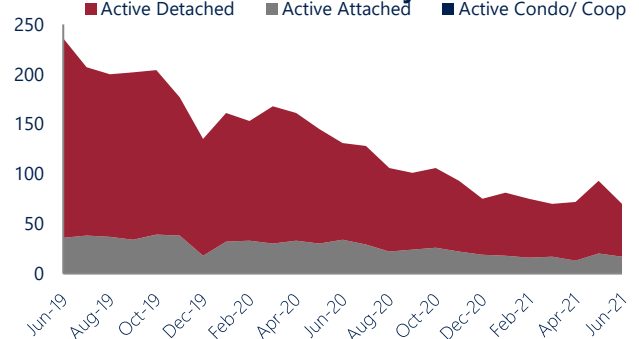
Units Sold

There was an increase in total units sold in June, with 124 sold this month in Lynnwood, Lynn Shores, and Windsor Woods versus 117 last month, an increase of 6%. This month's total units sold was higher than at this time last year, an increase of 33% versus June 2020.

Active Inventory

Versus last year, the total number of homes available this month is lower by 61 units or 47%. The total number of active inventory this June was 70 compared to 131 in June 2020. This month's total of 70 is lower than the previous month's total supply of available inventory of 93, a decrease of 25%.

Active Inventory*



Median Sale Price



Median Sale Price

Last June, the median sale price for Lynnwood, Lynn Shores, and Windsor Woods Homes was \$272,900. This June, the median sale price was \$300,000, an increase of 10% or \$27,100 compared to last year. The current median sold price is 2% lower than in May.

Median sale price is the middle sale price in a given month. The same number of properties are above & below the median.

Lynnwood, Lynn Shores, and Windsor Woods are defined as properties listed in zip code/s 23452.

*Detached, Attached, and Condo varies by local area Multiple Listing Service (MLS) definition. For more information regarding your specific market, contact one of Long & Foster's knowledgeable and experienced sales associates.
Information included in this report is based on data supplied by REIN and its member Association(s) of REALTORS, who are not responsible for its accuracy. Does not reflect all activity in the marketplace. Information contained in this report is deemed reliable but not guaranteed, should be independently verified, and does not constitute an opinion of REIN or Long & Foster Real Estate, Inc.

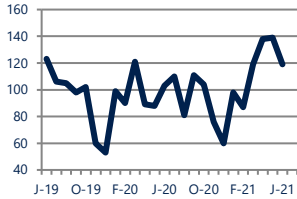




Zip Code(s): 23452

New Listings

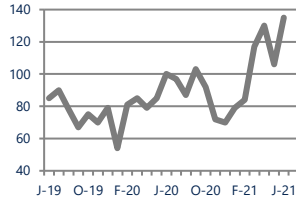
119



Up 16%
Vs. Year Ago

Current Contracts

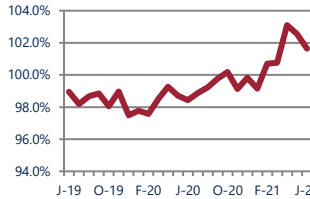
135



Up 35%
Vs. Year Ago

Sold Vs. List Price

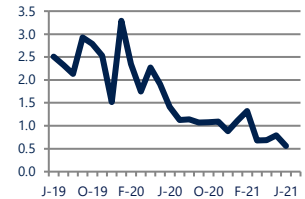
101.6%



Up 3.3%
Vs. Year Ago

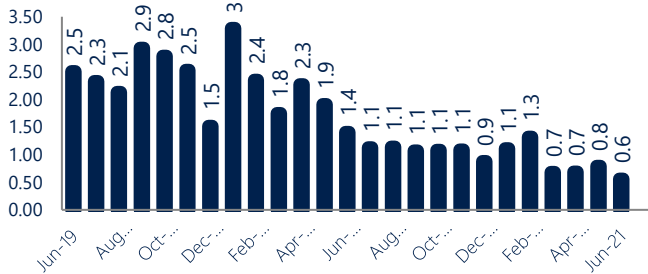
Months of Supply

0.6



Down -60%
Vs. Year Ago

Months Of Supply



Months of Supply

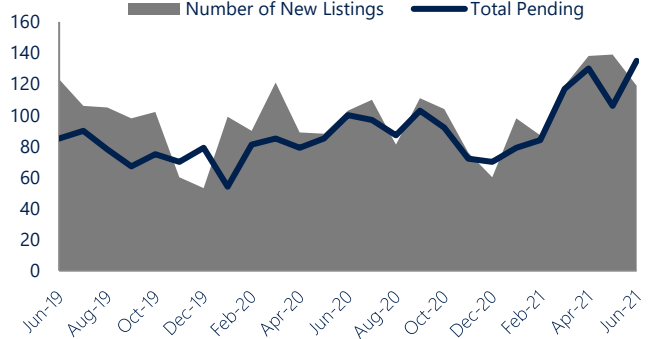
In June, there was 0.6 months of supply available in Lynnwood, Lynn Shores, and Windsor Woods, compared to 1.4 in June 2020. That is a decrease of 60% versus a year ago.

Months of supply is calculated by dividing current inventory by current sales. It indicates how many months would be needed to sell all of the inventory available at the current rate of demand.

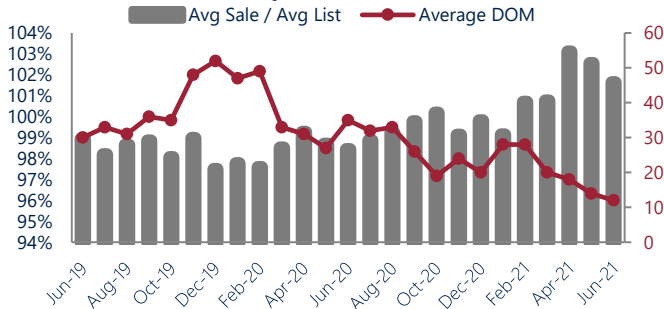
New Listings & Current Contracts

This month there were 119 homes newly listed for sale in Lynnwood, Lynn Shores, and Windsor Woods compared to 103 in June 2020, an increase of 16%. There were 135 current contracts pending sale this June compared to 100 a year ago. The number of current contracts is 35% higher than last June.

New Listings & Current Contracts



Sale Price/ List Price & DOM



Sale Price to List Price Ratio

In June, the average sale price in Lynnwood, Lynn Shores, and Windsor Woods was 101.6% of the average list price, which is 3.2% higher than at this time last year.

Days On Market

This month, the average number of days on market was 12, lower than the average last year, which was 35, a decrease of 66%.

Lynnwood, Lynn Shores, and Windsor Woods are defined as properties listed in zip code/s 23452.

*Detached, Attached, and Condo varies by local area Multiple Listing Service (MLS) definition. For more information regarding your specific market, contact one of Long & Foster's knowledgeable and experienced sales associates.

Information included in this report is based on data supplied by REIN and its member Association(s) of REALTORS, who are not responsible for its accuracy. Does not reflect all activity in the marketplace. Information contained in this report is deemed reliable but not guaranteed, should be independently verified, and does not constitute an opinion of REIN or Long & Foster Real Estate, Inc.

