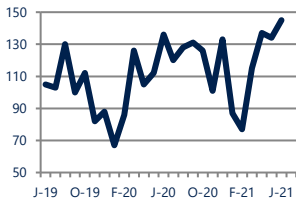




Zip Code(s): 23439, 23434, 23438 and 23437

Units Sold

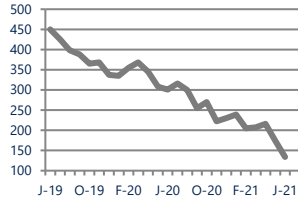
145



Up 7%
Vs. Year Ago

Active Inventory

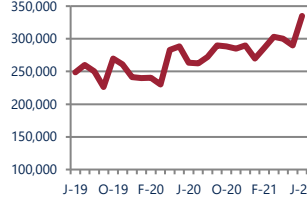
134



Down -55%
Vs. Year Ago

Median Sale Price

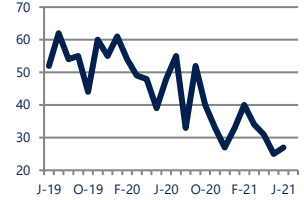
\$335,000



Up 27%
Vs. Year Ago

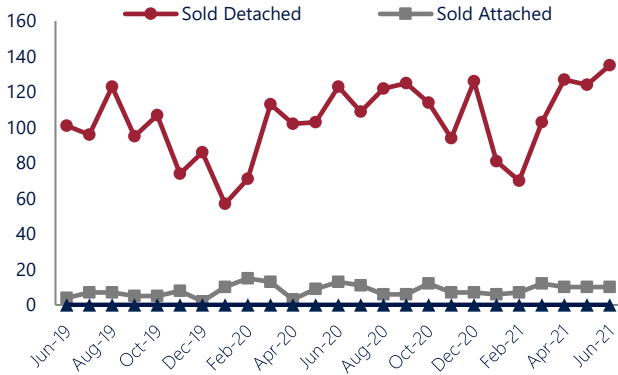
Days On Market

27



Down -44%
Vs. Year Ago

Units Sold*



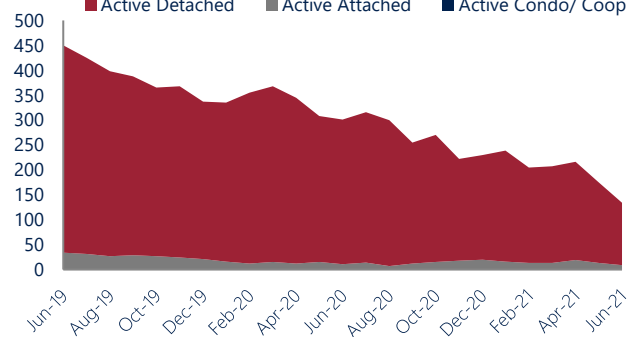
Units Sold

There was an increase in total units sold in June, with 145 sold this month in Lloyd Place, Orlando, and Southern Suffolk City versus 134 last month, an increase of 8%. This month's total units sold was higher than at this time last year, an increase of 7% versus June 2020.

Active Inventory

Versus last year, the total number of homes available this month is lower by 167 units or 55%. The total number of active inventory this June was 134 compared to 301 in June 2020. This month's total of 134 is lower than the previous month's total supply of available inventory of 175, a decrease of 23%.

Active Inventory*



Median Sale Price



Median Sale Price

Last June, the median sale price for Lloyd Place, Orlando, and Southern Suffolk City Homes was \$263,500. This June, the median sale price was \$335,000, an increase of \$71,500 compared to last year. The current median sold price is higher than in May.

Median sale price is the middle sale price in a given month. The same number of properties are above & below the median.

Lloyd Place, Orlando, and Southern Suffolk City are defined as properties listed in zip code/s 23439, 23434, 23438 and 23437.

*Detached, Attached, and Condo varies by local area Multiple Listing Service (MLS) definition. For more information regarding your specific market, contact one of Long & Foster's knowledgeable and experienced sales associates.

Information included in this report is based on data supplied by REIN and its member Association(s) of REALTORS, who are not responsible for its accuracy. Does not reflect all activity in the marketplace. Information contained in this report is deemed reliable but not guaranteed, should be independently verified, and does not constitute an opinion of REIN or Long & Foster Real Estate, Inc.

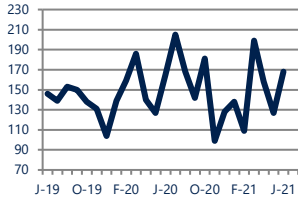




Zip Code(s): 23439, 23434, 23438 and 23437

New Listings

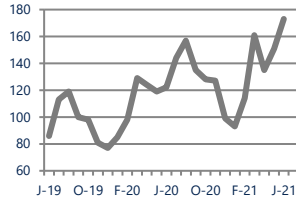
168



Up 2%
Vs. Year Ago

Current Contracts

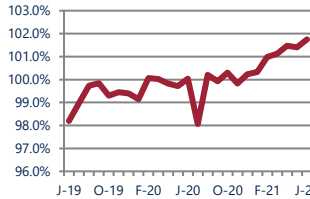
173



Up 42%
Vs. Year Ago

Sold Vs. List Price

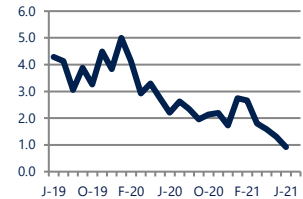
101.8%



Up 1.7%
Vs. Year Ago

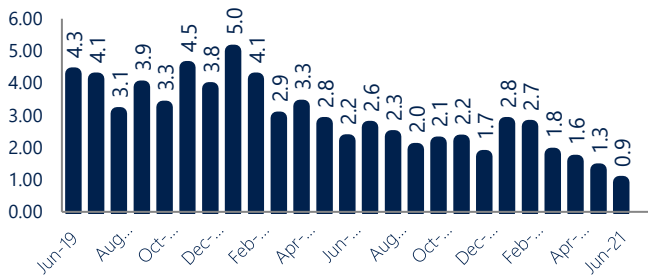
Months of Supply

0.9



Down -58%
Vs. Year Ago

Months Of Supply



Months of Supply

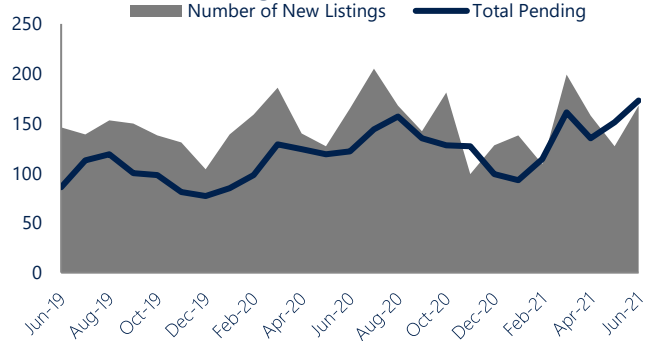
In June, there was 0.9 months of supply available in Lloyd Place, Orlando, and Southern Suffolk City, compared to 2.2 in June 2020. That is a decrease of 58% versus a year ago.

Months of supply is calculated by dividing current inventory by current sales. It indicates how many months would be needed to sell all of the inventory available at the current rate of demand.

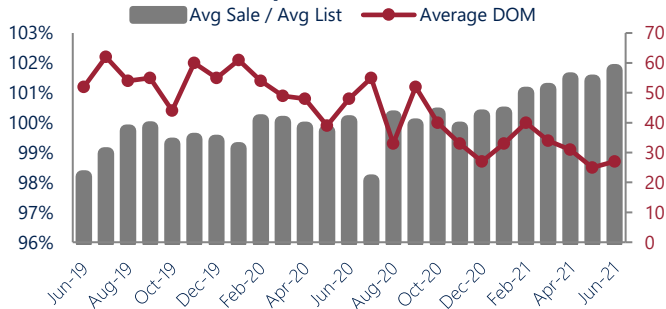
New Listings & Current Contracts

This month there were 168 homes newly listed for sale in Lloyd Place, Orlando, and Southern Suffolk City compared to 165 in June 2020, an increase of 2%. There were 173 current contracts pending sale this June compared to 122 a year ago. The number of current contracts is 42% higher than last June.

New Listings & Current Contracts



Sale Price/ List Price & DOM



Sale Price to List Price Ratio

In June, the average sale price in Lloyd Place, Orlando, and Southern Suffolk City was 101.8% of the average list price, which is 1.7% higher than at this time last year.

Days On Market

This month, the average number of days on market was 27, lower than the average last year, which was 48, a decrease of 44%.



Lloyd Place, Orlando, and Southern Suffolk City are defined as properties listed in zip code/s 23439, 23434, 23438 and 23437.

*Detached, Attached, and Condo varies by local area Multiple Listing Service (MLS) definition. For more information regarding your specific market, contact one of Long & Foster's knowledgeable and experienced sales associates.

Information included in this report is based on data supplied by REIN and its member Association(s) of REALTORS, who are not responsible for its accuracy. Does not reflect all activity in the marketplace. Information contained in this report is deemed reliable but not guaranteed, should be independently verified, and does not constitute an opinion of REIN or Long & Foster Real Estate, Inc.

