



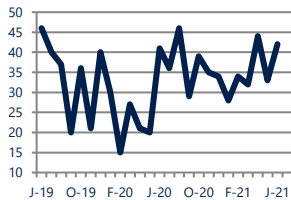
**Focus On: Lincolnia Housing Market**

June 2021

Zip Code(s): 22312

**Units Sold**

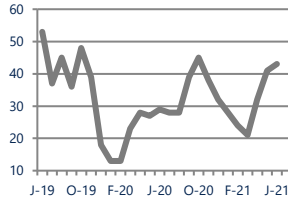
42



**Up 2%**  
Vs. Year Ago

**Active Inventory**

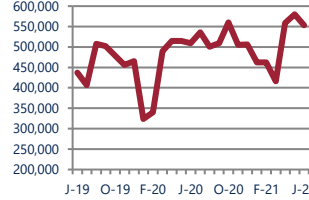
43



**Up 48%**  
Vs. Year Ago

**Median Sale Price**

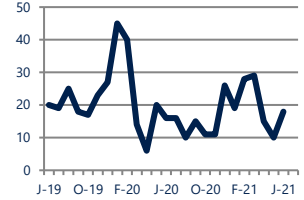
\$553,000



**Up 9%**  
Vs. Year Ago

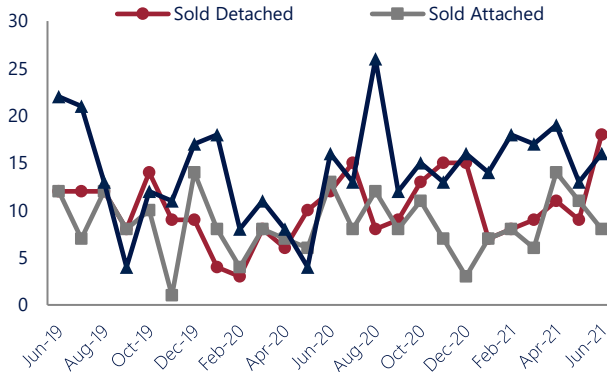
**Days On Market**

18



**Up 13%**  
Vs. Year Ago

**Units Sold\***



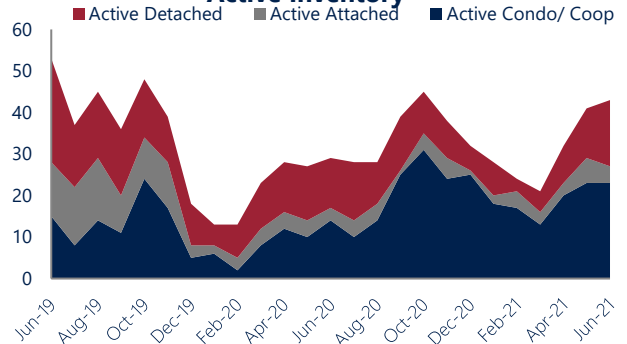
**Units Sold**

There was an increase in total units sold in June, with 42 sold this month in Lincolnia versus 33 last month, an increase of 27%. This month's total units sold was higher than at this time last year, an increase of 2% versus June 2020.

**Active Inventory**

Versus last year, the total number of homes available this month is higher by 14 units or 48%. The total number of active inventory this June was 43 compared to 29 in June 2020. This month's total of 43 is higher than the previous month's total supply of available inventory of 41, an increase of 5%.

**Active Inventory\***



**Median Sale Price**



**Median Sale Price**

Last June, the median sale price for Lincolnia Homes was \$509,000. This June, the median sale price was \$553,000, an increase of 9% or \$44,000 compared to last year. The current median sold price is 5% lower than in May.

Median sale price is the middle sale price in a given month. The same number of properties are above & below the median.

Lincolnia are defined as properties listed in zip code/s 22312.

\*Detached, Attached, and Condo varies by local area Multiple Listing Service (MLS) definition. For more information regarding your specific market, contact one of Long & Foster's knowledgeable and experienced sales associates. Information included in this report is based on data supplied by BRIGHTMLS and its member Association(s) of REALTORS, who are not responsible for its accuracy. Does not reflect all activity in the marketplace. Information contained in this report is deemed reliable but not guaranteed, should be independently verified, and does not constitute an opinion of BRIGHTMLS or Long & Foster Real Estate, Inc.





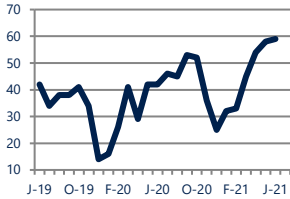
Focus On: **Lincolnia Housing Market**

June 2021

Zip Code(s): 22312

**New Listings**

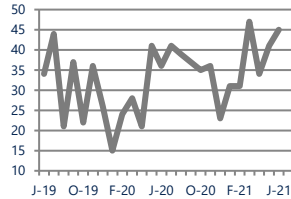
59



**Up 40%**  
Vs. Year Ago

**Current Contracts**

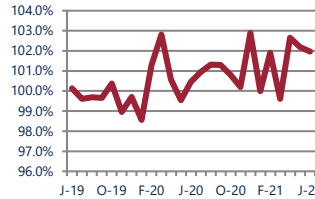
45



**Up 25%**  
Vs. Year Ago

**Sold Vs. List Price**

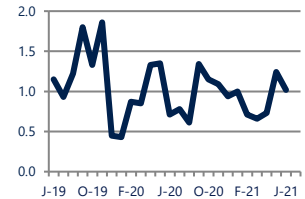
102.0%



**Up 1.5%**  
Vs. Year Ago

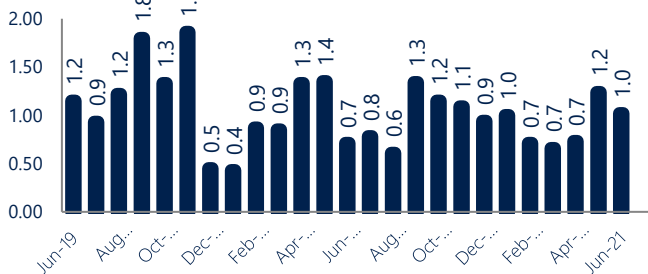
**Months of Supply**

1.0



**Up 44%**  
Vs. Year Ago

**Months Of Supply**



**New Listings & Current Contracts**

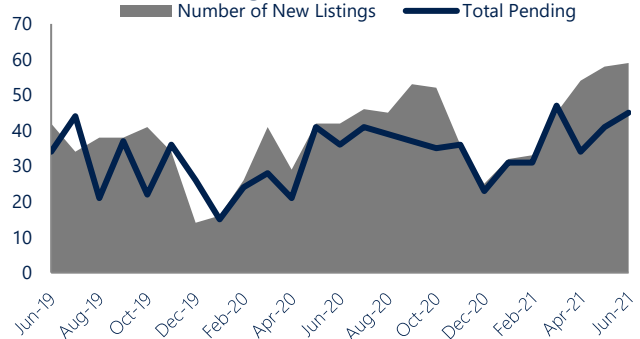
This month there were 59 homes newly listed for sale in Lincolnia compared to 42 in June 2020, an increase of 40%. There were 45 current contracts pending sale this June compared to 36 a year ago. The number of current contracts is 25% higher than last June.

**Months of Supply**

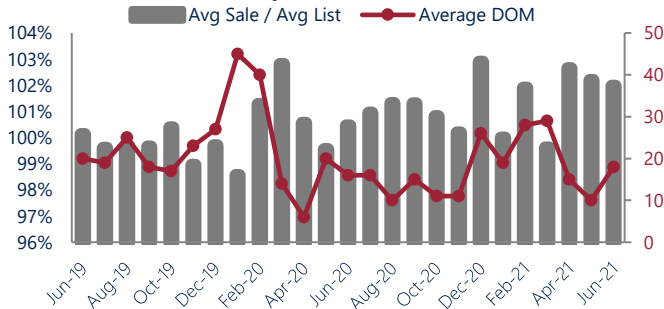
In June, there was 1.0 months of supply available in Lincolnia, compared to 0.7 in June 2020. That is an increase of 45% versus a year ago.

Months of supply is calculated by dividing current inventory by current sales. It indicates how many months would be needed to sell all of the inventory available at the current rate of demand.

**New Listings & Current Contracts**



**Sale Price/ List Price & DOM**



**Sale Price to List Price Ratio**

In June, the average sale price in Lincolnia was 102.0% of the average list price, which is 1.5% higher than at this time last year.

**Days On Market**

This month, the average number of days on market was 18, higher than the average last year, which was 16, an increase of 13%.



Lincolnia are defined as properties listed in zip code/s 22312.

\*Detached, Attached, and Condo varies by local area Multiple Listing Service (MLS) definition. For more information regarding your specific market, contact one of Long & Foster's knowledgeable and experienced sales associates.

Information included in this report is based on data supplied by BRIGHTMLS and its member Association(s) of REALTORS, who are not responsible for its accuracy. Does not reflect all activity in the marketplace. Information contained in this report is deemed reliable but not guaranteed, should be independently verified, and does not constitute an opinion of BRIGHTMLS or Long & Foster Real Estate, Inc.

