

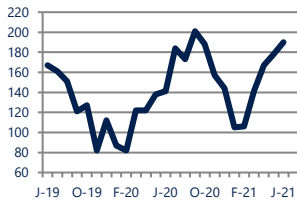


Focus On: Leesburg Housing Market

June 2021

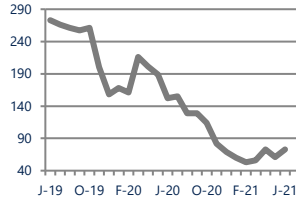
Zip Code(s): 20175 and 20176

Units Sold
190



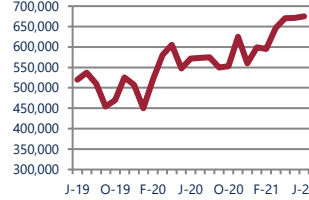
Up 35%
Vs. Year Ago

Active Inventory
73



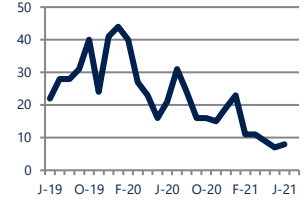
Down -52%
Vs. Year Ago

Median Sale Price
\$675,000



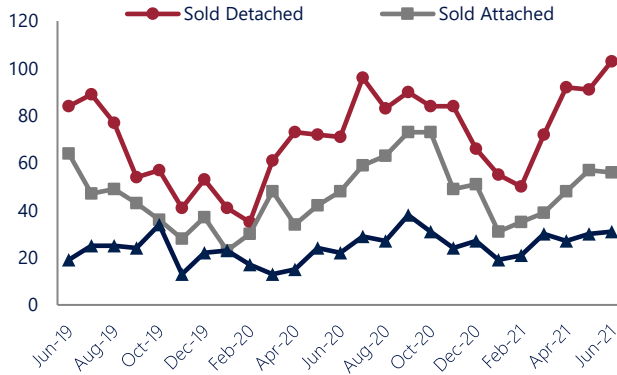
Up 18%
Vs. Year Ago

Days On Market
8



Down -62%
Vs. Year Ago

Units Sold*



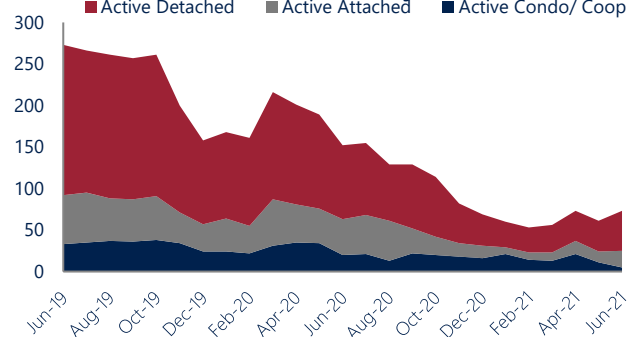
Units Sold

There was an increase in total units sold in June, with 190 sold this month in Leesburg versus 178 last month, an increase of 7%. This month's total units sold was higher than at this time last year, an increase of 35% versus June 2020.


Active Inventory

Versus last year, the total number of homes available this month is lower by 79 units or 52%. The total number of active inventory this June was 73 compared to 152 in June 2020. This month's total of 73 is higher than the previous month's total supply of available inventory of 61, an increase of 20%.

Active Inventory*



Median Sale Price



Median Sale Price

Last June, the median sale price for Leesburg Homes was \$572,000. This June, the median sale price was \$675,000, an increase of 18% or \$103,000 compared to last year. The current median sold price is 1% higher than in May.

Median sale price is the middle sale price in a given month. The same number of properties are above & below the median.

Leesburg are defined as properties listed in zip code/s 20175 and 20176.

*Detached, Attached, and Condo varies by local area Multiple Listing Service (MLS) definition. For more information regarding your specific market, contact one of Long & Foster's knowledgeable and experienced sales associates. Information included in this report is based on data supplied by BRIGHTMLS and its member Association(s) of REALTORS, who are not responsible for its accuracy. Does not reflect all activity in the marketplace. Information contained in this report is deemed reliable but not guaranteed, should be independently verified, and does not constitute an opinion of BRIGHTMLS or Long & Foster Real Estate, Inc.





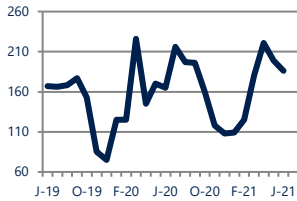
Focus On: **Leesburg Housing Market**

June 2021

Zip Code(s): 20175 and 20176

New Listings

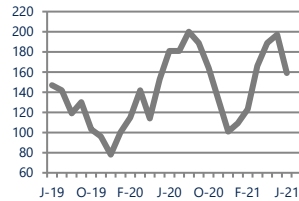
186



Up 13%
Vs. Year Ago

Current Contracts

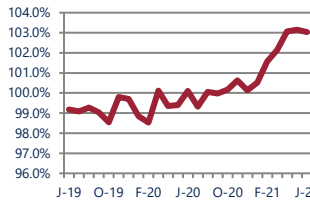
159



Down -12%
Vs. Year Ago

Sold Vs. List Price

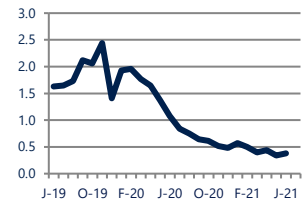
103.0%



Up 2.9%
Vs. Year Ago

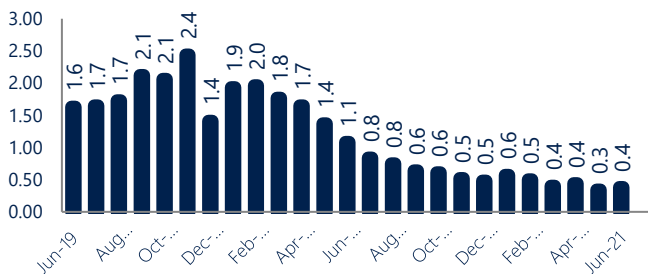
Months of Supply

0.4



Down -65%
Vs. Year Ago

Months Of Supply



New Listings & Current Contracts

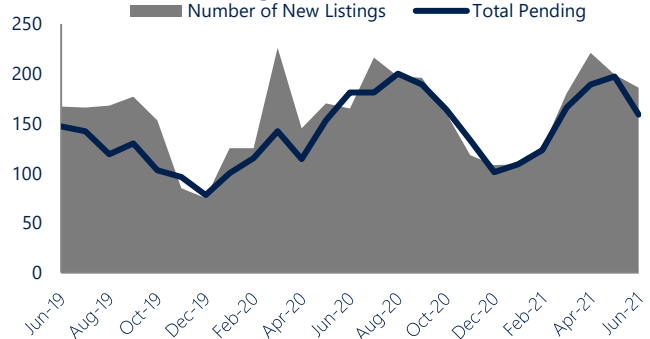
This month there were 186 homes newly listed for sale in Leesburg compared to 165 in June 2020, an increase of 13%. There were 159 current contracts pending sale this June compared to 181 a year ago. The number of current contracts is 12% lower than last June.

Months of Supply

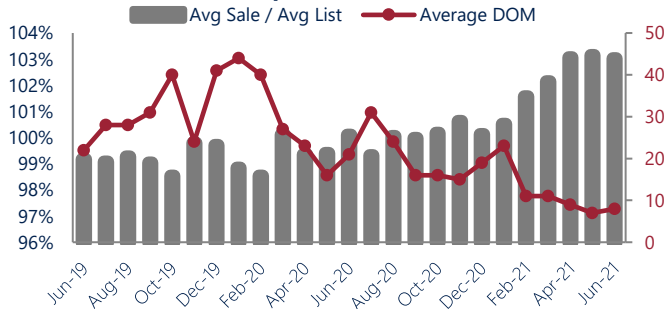
In June, there was 0.4 months of supply available in Leesburg, compared to 1.1 in June 2020. That is a decrease of 64% versus a year ago.

Months of supply is calculated by dividing current inventory by current sales. It indicates how many months would be needed to sell all of the inventory available at the current rate of demand.

New Listings & Current Contracts



Sale Price/ List Price & DOM



Sale Price to List Price Ratio

In June, the average sale price in Leesburg was 103.0% of the average list price, which is 2.9% higher than at this time last year.

Days On Market

This month, the average number of days on market was 8, lower than the average last year, which was 21, a decrease of 62%.



Leesburg are defined as properties listed in zip code/s 20175 and 20176.

*Detached, Attached, and Condo varies by local area Multiple Listing Service (MLS) definition. For more information regarding your specific market, contact one of Long & Foster's knowledgeable and experienced sales associates.

Information included in this report is based on data supplied by BRIGHTMLS and its member Association(s) of REALTORS, who are not responsible for its accuracy. Does not reflect all activity in the marketplace. Information contained in this report is deemed reliable but not guaranteed, should be independently verified, and does not constitute an opinion of BRIGHTMLS or Long & Foster Real Estate, Inc.

