



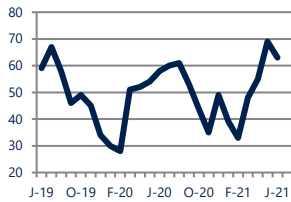
Focus On: **Kingstowne and Hayfield Housing Market**

June 2021

Zip Code(s): 22315

**Units Sold**

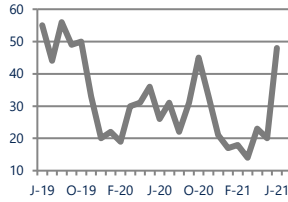
63



**Up 9%**  
Vs. Year Ago

**Active Inventory**

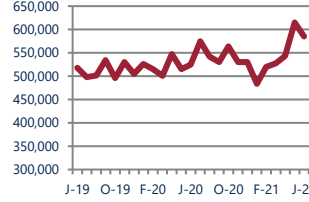
48



**Up 85%**  
Vs. Year Ago

**Median Sale Price**

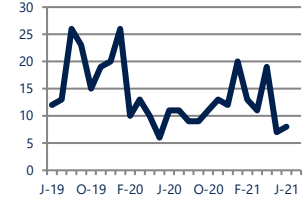
\$585,000



**Up 12%**  
Vs. Year Ago

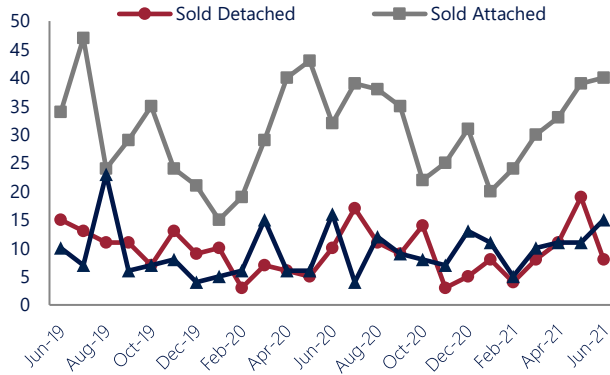
**Days On Market**

8



**Down -27%**  
Vs. Year Ago

**Units Sold\***



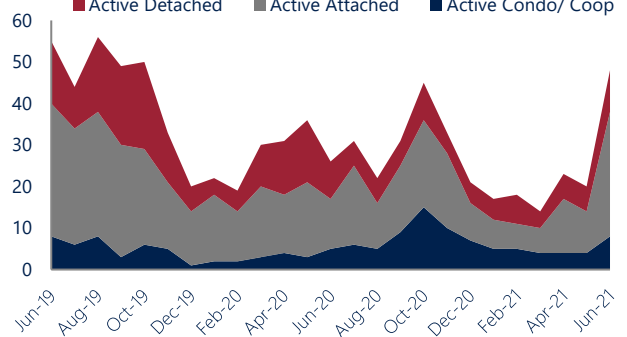
**Units Sold**

There was a decrease in total units sold in June, with 63 sold this month in Kingstowne and Hayfield versus 69 last month, a decrease of 9%. This month's total units sold was higher than at this time last year, an increase of 9% versus June 2020.

**Active Inventory**

Versus last year, the total number of homes available this month is higher by 22 units or 85%. The total number of active inventory this June was 48 compared to 26 in June 2020. This month's total of 48 is higher than the previous month's total supply of available inventory of 20, an increase of 140%.

**Active Inventory\***



**Median Sale Price**



**Median Sale Price**

Last June, the median sale price for Kingstowne and Hayfield Homes was \$524,500. This June, the median sale price was \$585,000, an increase of 12% or \$60,500 compared to last year. The current median sold price is 5% lower than in May.

Median sale price is the middle sale price in a given month. The same number of properties are above & below the median.

Kingstowne and Hayfield are defined as properties listed in zip code/s 22315.

\*Detached, Attached, and Condo varies by local area Multiple Listing Service (MLS) definition. For more information regarding your specific market, contact one of Long & Foster's knowledgeable and experienced sales associates. Information included in this report is based on data supplied by BRIGHTMLS and its member Association(s) of REALTORS, who are not responsible for its accuracy. Does not reflect all activity in the marketplace. Information contained in this report is deemed reliable but not guaranteed, should be independently verified, and does not constitute an opinion of BRIGHTMLS or Long & Foster Real Estate, Inc.





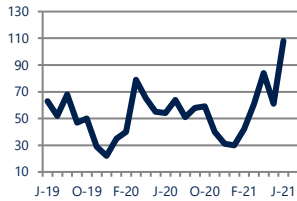
## Focus On: Kingstowne and Hayfield Housing Market

June 2021

Zip Code(s): 22315

### New Listings

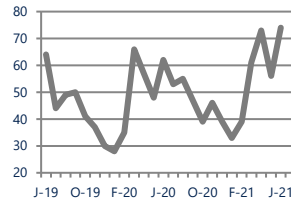
108



Up 100%  
Vs. Year Ago

### Current Contracts

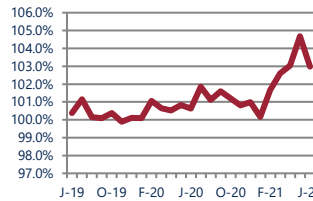
74



Up 19%  
Vs. Year Ago

### Sold Vs. List Price

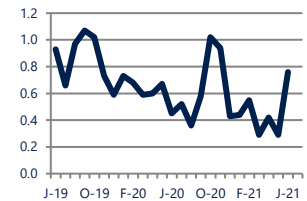
103.0%



Up 2.3%  
Vs. Year Ago

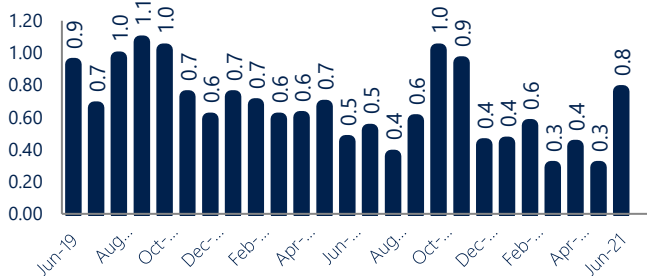
### Months of Supply

0.8



Up 69%  
Vs. Year Ago

### Months Of Supply



### Months of Supply

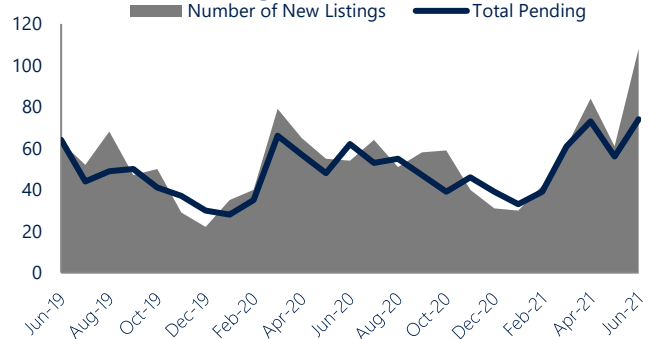
In June, there was 0.8 months of supply available in Kingstowne and Hayfield, compared to 0.4 in June 2020. That is an increase of 70% versus a year ago.

Months of supply is calculated by dividing current inventory by current sales. It indicates how many months would be needed to sell all of the inventory available at the current rate of demand.

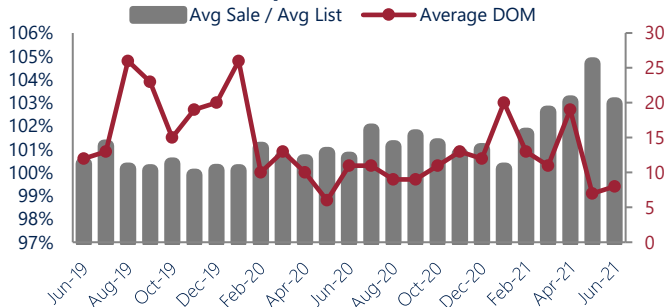
### New Listings & Current Contracts

This month there were 108 homes newly listed for sale in Kingstowne and Hayfield compared to 54 in June 2020, an increase of 100%. There were 74 current contracts pending sale this June compared to 62 a year ago. The number of current contracts is 19% higher than last June.

### New Listings & Current Contracts



### Sale Price/ List Price & DOM



### Sale Price to List Price Ratio

In June, the average sale price in Kingstowne and Hayfield was 103.0% of the average list price, which is 2.3% higher than at this time last year.

### Days On Market

This month, the average number of days on market was 8, lower than the average last year, which was 11, a decrease of 27%.

Kingstowne and Hayfield are defined as properties listed in zip code/s 22315.

\*Detached, Attached, and Condo varies by local area Multiple Listing Service (MLS) definition. For more information regarding your specific market, contact one of Long & Foster's knowledgeable and experienced sales associates.

Information included in this report is based on data supplied by BRIGHTMLS and its member Association(s) of REALTORS, who are not responsible for its accuracy. Does not reflect all activity in the marketplace. Information contained in this report is deemed reliable but not guaranteed, should be independently verified, and does not constitute an opinion of BRIGHTMLS or Long & Foster Real Estate, Inc.

