



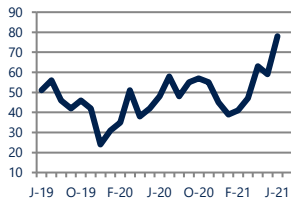
Focus On: Huntington and Burgundy Village Housing Market

June 2021

Zip Code(s): 22307 and 22303

Units Sold

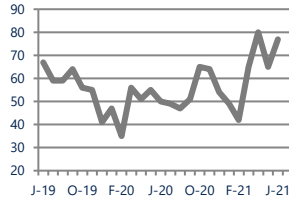
78



Up
Vs. Year Ago

Active Inventory

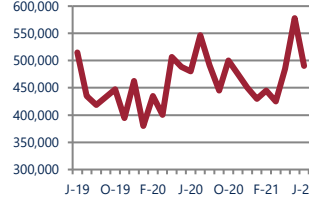
77



Up 54%
Vs. Year Ago

Median Sale Price

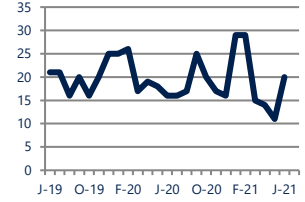
\$490,500



Up 2%
Vs. Year Ago

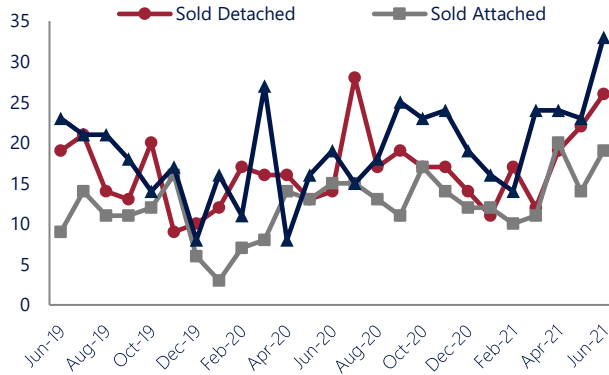
Days On Market

20



Up 25%
Vs. Year Ago

Units Sold*



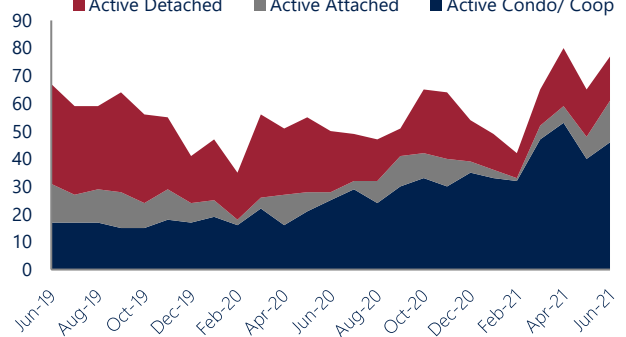
Units Sold

There was an increase in total units sold in June, with 78 sold this month in Huntington and Burgundy Village. This month's total units sold was higher than at this time last year.

Active Inventory

Versus last year, the total number of homes available this month is higher by 27 units or 54%. The total number of active inventory this June was 77 compared to 50 in June 2020. This month's total of 77 is higher than the previous month's total supply of available inventory of 65, an increase of 18%.

Active Inventory*



Median Sale Price



Median Sale Price

Last June, the median sale price for Huntington and Burgundy Village Homes was \$480,000. This June, the median sale price was \$490,500, an increase of 2% or \$10,500 compared to last year. The current median sold price is 15% lower than in May.

Median sale price is the middle sale price in a given month. The same number of properties are above & below the median.

Huntington and Burgundy Village are defined as properties listed in zip code/s 22307 and 22303.

*Detached, Attached, and Condo varies by local area Multiple Listing Service (MLS) definition. For more information regarding your specific market, contact one of Long & Foster's knowledgeable and experienced sales associates. Information included in this report is based on data supplied by BRIGHTMLS and its member Association(s) of REALTORS, who are not responsible for its accuracy. Does not reflect all activity in the marketplace. Information contained in this report is deemed reliable but not guaranteed, should be independently verified, and does not constitute an opinion of BRIGHTMLS or Long & Foster Real Estate, Inc.





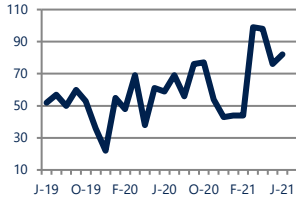
Focus On: Huntington and Burgundy Village Housing Market

June 2021

Zip Code(s): 22307 and 22303

New Listings

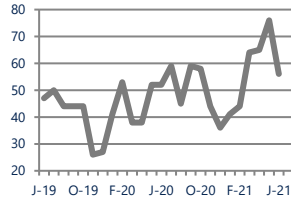
82



Up 39%
Vs. Year Ago

Current Contracts

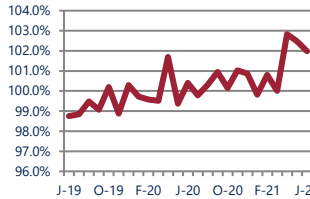
56



Up 8%
Vs. Year Ago

Sold Vs. List Price

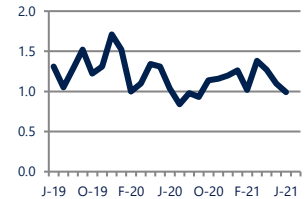
102.0%



Up 1.6%
Vs. Year Ago

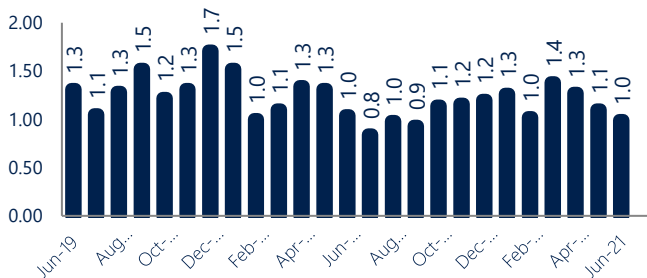
Months of Supply

1.0



No Change
Vs. Year Ago

Months Of Supply



Months of Supply

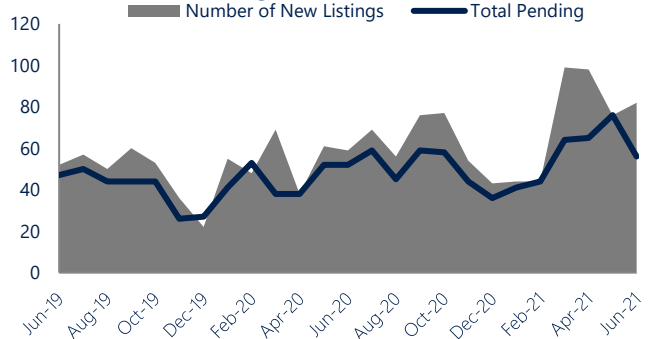
In June, there was 1.0 months of supply available in Huntington and Burgundy Village. The amount of supply is similar compared to a year ago.

Months of supply is calculated by dividing current inventory by current sales. It indicates how many months would be needed to sell all of the inventory available at the current rate of demand.

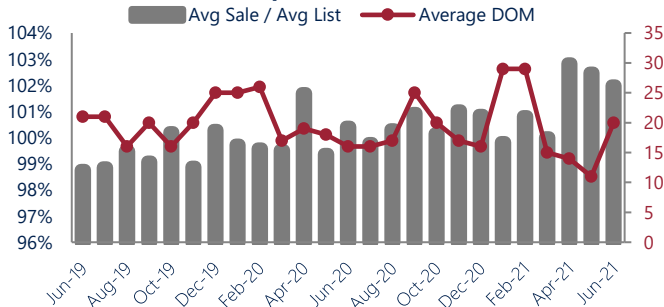
New Listings & Current Contracts

This month there were 82 homes newly listed for sale in Huntington and Burgundy Village compared to 59 in June 2020, an increase of 39%. There were 56 current contracts pending sale this June compared to 52 a year ago. The number of current contracts is 8% higher than last June.

New Listings & Current Contracts



Sale Price/ List Price & DOM



Sale Price to List Price Ratio

In June, the average sale price in Huntington and Burgundy Village was 102.0% of the average list price, which is 1.6% higher than at this time last year.

Days On Market

This month, the average number of days on market was 20, higher than the average last year, which was 16, an increase of 25%.

Huntington and Burgundy Village are defined as properties listed in zip code/s 22307 and 22303.

*Detached, Attached, and Condo varies by local area Multiple Listing Service (MLS) definition. For more information regarding your specific market, contact one of Long & Foster's knowledgeable and experienced sales associates.

Information included in this report is based on data supplied by BRIGHTMLS and its member Association(s) of REALTORS, who are not responsible for its accuracy. Does not reflect all activity in the marketplace. Information contained in this report is deemed reliable but not guaranteed, should be independently verified, and does not constitute an opinion of BRIGHTMLS or Long & Foster Real Estate, Inc.

