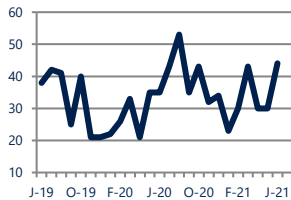




Zip Code(s): 24019

### Units Sold

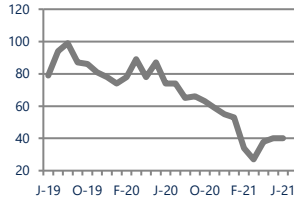
44



Up 26%  
Vs. Year Ago

### Active Inventory

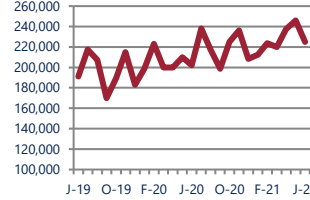
40



Down -46%  
Vs. Year Ago

### Median Sale Price

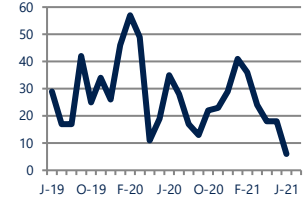
\$224,950



Up 11%  
Vs. Year Ago

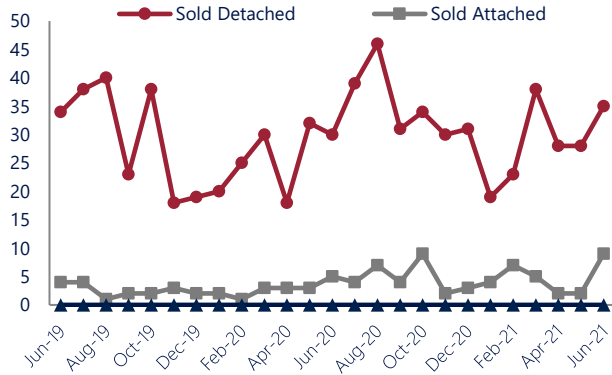
### Days On Market

6



Down -83%  
Vs. Year Ago

### Units Sold\*



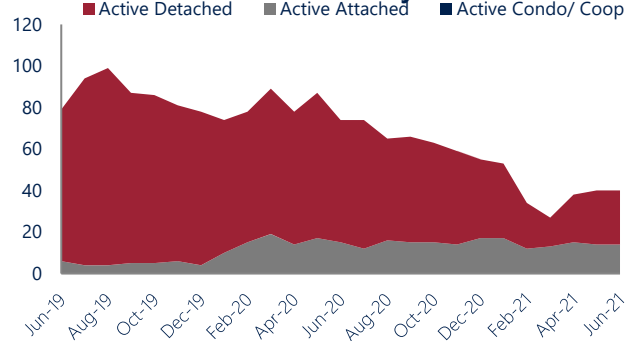
### Units Sold

There was an increase in total units sold in June, with 44 sold this month in Hollins and Northern Roanoke County. This month's total units sold was higher than at this time last year.


### Active Inventory

Versus last year, the total number of homes available this month is lower by 34 units or 46%. The total number of active inventory this June was 40 compared to 74 in June 2020. This month's supply remained stable as compared to last month.

### Active Inventory\*



### Median Sale Price



### Median Sale Price

Last June, the median sale price for Hollins and Northern Roanoke County Homes was \$202,000. This June, the median sale price was \$224,950, an increase of 11% or \$22,950 compared to last year. The current median sold price is 9% lower than in May.

Median sale price is the middle sale price in a given month. The same number of properties are above & below the median.

Hollins and Northern Roanoke County are defined as properties listed in zip code/s 24019.

\*Detached, Attached, and Condo varies by local area Multiple Listing Service (MLS) definition. For more information regarding your specific market, contact one of Long & Foster's knowledgeable and experienced sales associates.

Information included in this report is based on data supplied by the Roanoke Valley Association of REALTORS (RVAR) and its member Association(s) of REALTORS, who are not responsible for its accuracy. Does not reflect all activity in the marketplace as some brokerages choose not to provide transaction information. This may result in an understatement of completed sales and available listings. Information contained in this report is deemed reliable but not guaranteed, should be independently verified, and does not constitute an opinion of RVAR or Long & Foster Real Estate, Inc.

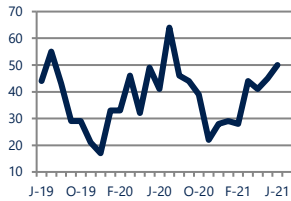




Zip Code(s): 24019

### New Listings

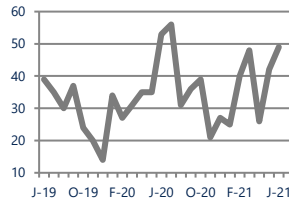
50



Up 22%  
Vs. Year Ago

### Current Contracts

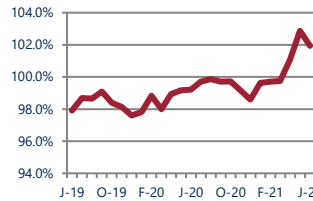
49



Down -8%  
Vs. Year Ago

### Sold Vs. List Price

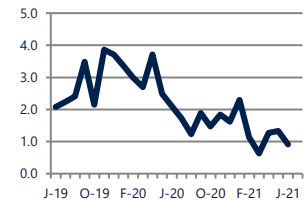
101.9%



Up 2.8%  
Vs. Year Ago

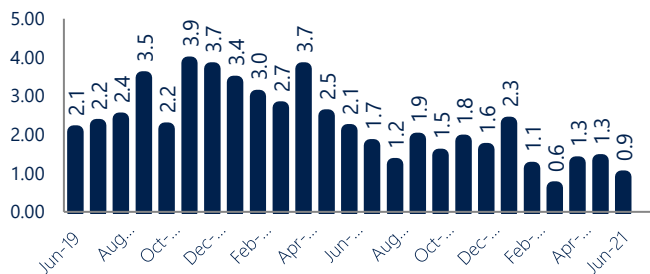
### Months of Supply

0.9



Down -57%  
Vs. Year Ago

### Months of Supply



### Months of Supply

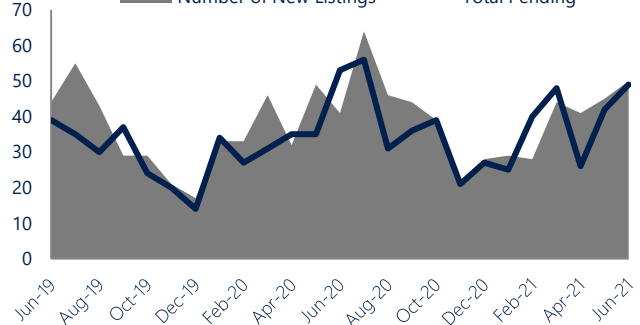
In June, there was 0.9 months of supply available in Hollins and Northern Roanoke County, compared to 2.1 in June 2020. That is a decrease of 57% versus a year ago.

Months of supply is calculated by dividing current inventory by current sales. It indicates how many months would be needed to sell all of the inventory available at the current rate of demand.

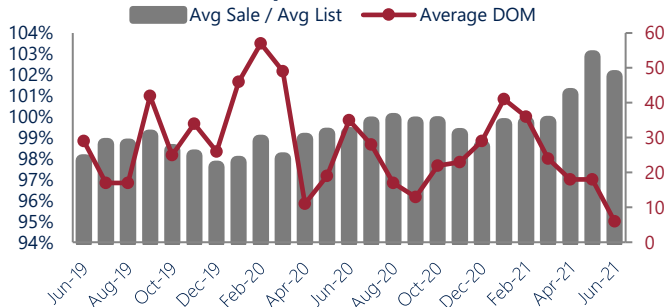
### New Listings & Current Contracts

This month there were 50 homes newly listed for sale in Hollins and Northern Roanoke County compared to 41 in June 2020, an increase of 22%. There were 49 current contracts pending sale this June compared to 53 a year ago. The number of current contracts is 8% lower than last June.

### New Listings & Current Contracts



### Sale Price/ List Price & DOM



### Sale Price to List Price Ratio

In June, the average sale price in Hollins and Northern Roanoke County was 101.9% of the average list price, which is 2.7% higher than at this time last year.

### Days On Market

This month, the average number of days on market was 6, lower than the average last year, which was 35, a decrease of 83%.



Hollins and Northern Roanoke County are defined as properties listed in zip code/s 24019.

\*Detached, Attached, and Condo varies by local area Multiple Listing Service (MLS) definition. For more information regarding your specific market, contact one of Long & Foster's knowledgeable and experienced sales associates.

Information included in this report is based on data supplied by the Roanoke Valley Association of REALTORS (RVAR) and its member Association(s) of REALTORS, who are not responsible for its accuracy. Does not reflect all activity in the marketplace as some brokerages choose not to provide transaction information. This may result in an understatement of completed sales and available listings. Information contained in this report is deemed reliable but not guaranteed, should be independently verified, and does not constitute an opinion of RVAR or Long & Foster Real Estate, Inc.

