



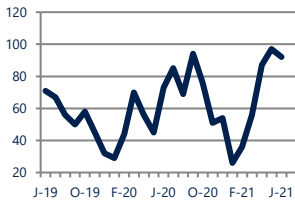
Focus On: Haymarket and Catharpin Housing Market

June 2021

Zip Code(s): 20169, 20168 and 20143

Units Sold

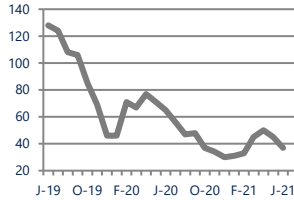
92



Up 26%
Vs. Year Ago

Active Inventory

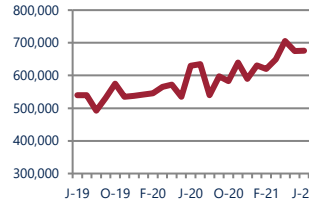
37



Down -43%
Vs. Year Ago

Median Sale Price

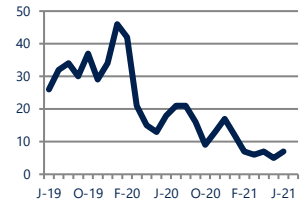
\$676,050



Up 7%
Vs. Year Ago

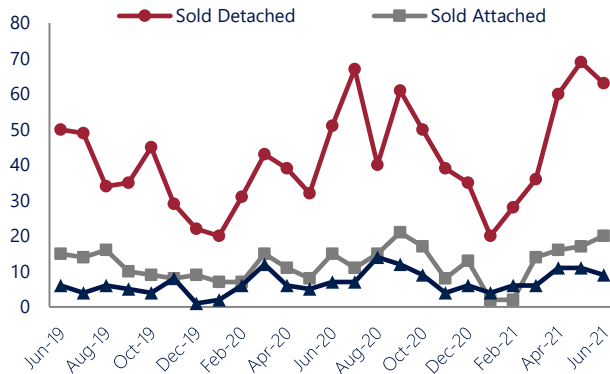
Days On Market

7



Down -61%
Vs. Year Ago

Units Sold*



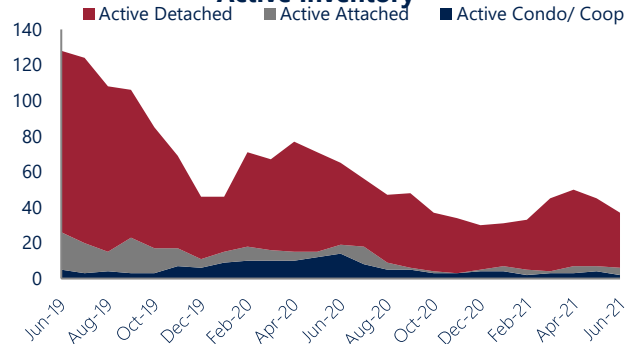
Units Sold

There was a decrease in total units sold in June, with 92 sold this month in Haymarket and Catharpin versus 97 last month, a decrease of 5%. This month's total units sold was higher than at this time last year, an increase of 26% versus June 2020.

Active Inventory

Versus last year, the total number of homes available this month is lower by 28 units or 43%. The total number of active inventory this June was 37 compared to 65 in June 2020. This month's total of 37 is lower than the previous month's total supply of available inventory of 45, a decrease of 18%.

Active Inventory*



Median Sale Price



Median Sale Price

Last June, the median sale price for Haymarket and Catharpin Homes was \$630,000. This June, the median sale price was \$676,050, an increase of 7% or \$46,050 compared to last year. The current median sold price is approximately the same as the median price in May.

Median sale price is the middle sale price in a given month. The same number of properties are above & below the median.

Haymarket and Catharpin are defined as properties listed in zip code/s 20169, 20168 and 20143.

*Detached, Attached, and Condo varies by local area Multiple Listing Service (MLS) definition. For more information regarding your specific market, contact one of Long & Foster's knowledgeable and experienced sales associates.

Information included in this report is based on data supplied by BRIGHTMLS and its member Association(s) of REALTORS, who are not responsible for its accuracy. Does not reflect all activity in the marketplace. Information contained in this report is deemed reliable but not guaranteed, should be independently verified, and does not constitute an opinion of BRIGHTMLS or Long & Foster Real Estate, Inc.





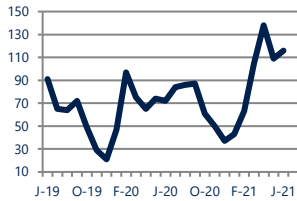
Focus On: Haymarket and Catharpin Housing Market

June 2021

Zip Code(s): 20169, 20168 and 20143

New Listings

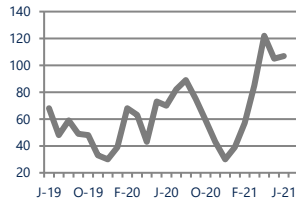
116



Up 61%
Vs. Year Ago

Current Contracts

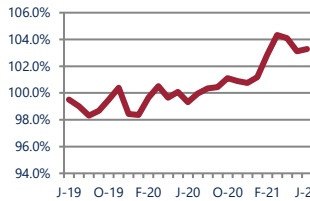
107



Up 53%
Vs. Year Ago

Sold Vs. List Price

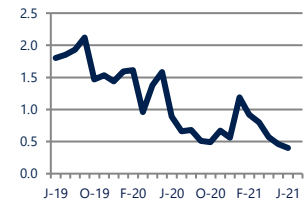
103.3%



Up 4%
Vs. Year Ago

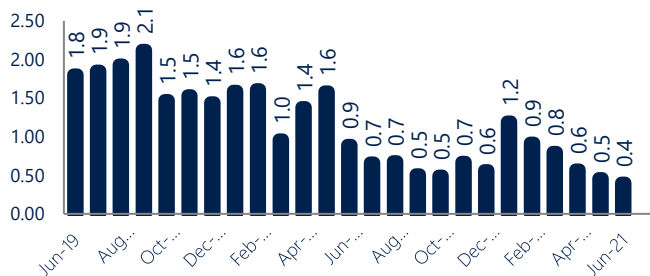
Months of Supply

0.4



Down -55%
Vs. Year Ago

Months Of Supply



Months of Supply

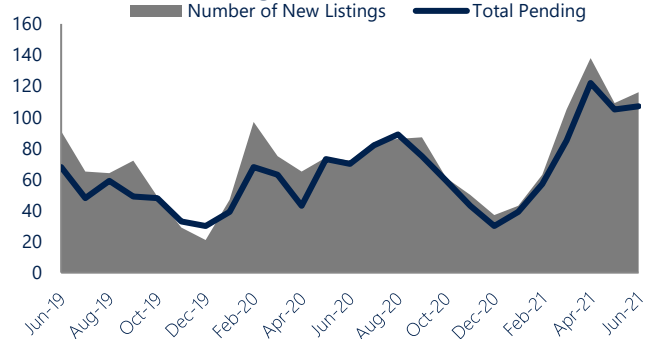
In June, there was 0.4 months of supply available in Haymarket and Catharpin, compared to 0.9 in June 2020. That is a decrease of 55% versus a year ago.

Months of supply is calculated by dividing current inventory by current sales. It indicates how many months would be needed to sell all of the inventory available at the current rate of demand.

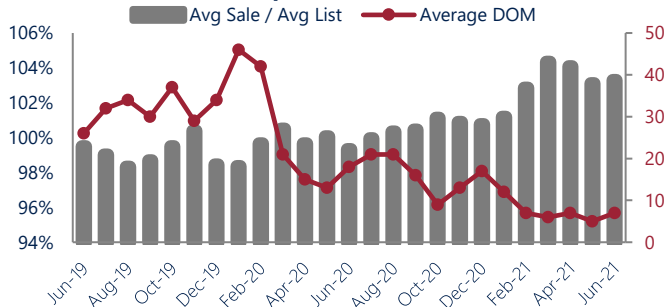
New Listings & Current Contracts

This month there were 116 homes newly listed for sale in Haymarket and Catharpin compared to 72 in June 2020, an increase of 61%. There were 107 current contracts pending sale this June compared to 70 a year ago. The number of current contracts is 53% higher than last June.

New Listings & Current Contracts



Sale Price/ List Price & DOM



Sale Price to List Price Ratio

In June, the average sale price in Haymarket and Catharpin was 103.3% of the average list price, which is 4.0% higher than at this time last year.

Days On Market

This month, the average number of days on market was 7, lower than the average last year, which was 18, a decrease of 61%.



Haymarket and Catharpin are defined as properties listed in zip code/s 20169, 20168 and 20143.

*Detached, Attached, and Condo varies by local area Multiple Listing Service (MLS) definition. For more information regarding your specific market, contact one of Long & Foster's knowledgeable and experienced sales associates.

Information included in this report is based on data supplied by BRIGHTMLS and its member Association(s) of REALTORS, who are not responsible for its accuracy. Does not reflect all activity in the marketplace. Information contained in this report is deemed reliable but not guaranteed, should be independently verified, and does not constitute an opinion of BRIGHTMLS or Long & Foster Real Estate, Inc.

