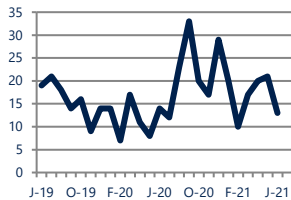




Units Sold

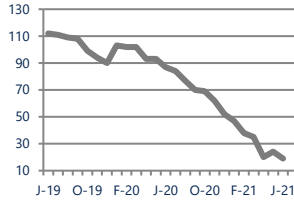
13



Down
Vs. Year Ago

Active Inventory

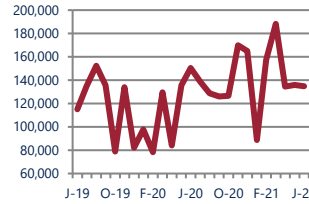
19



Down -78%
Vs. Year Ago

Median Sale Price

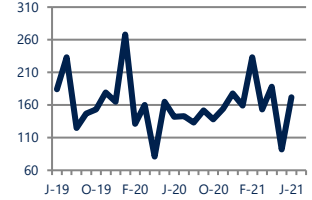
\$134,900



Down -10%
Vs. Year Ago

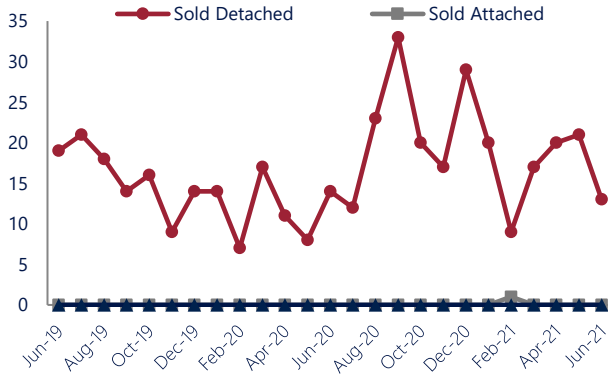
Days On Market

172



Up 21%
Vs. Year Ago

Units Sold*



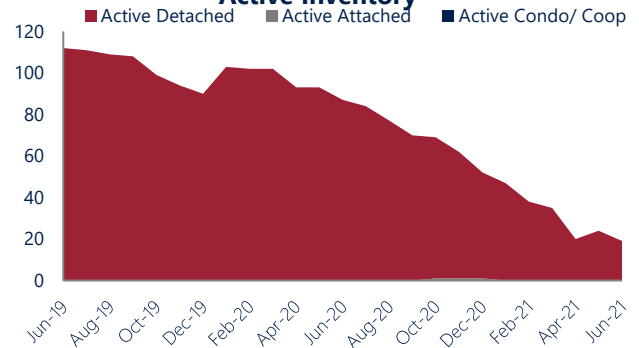
Units Sold

With relatively few transactions, there was a decrease in total units sold in June, with 13 sold this month in Halifax County. This month's total units sold was lower than at this time last year, a decrease from June 2020.

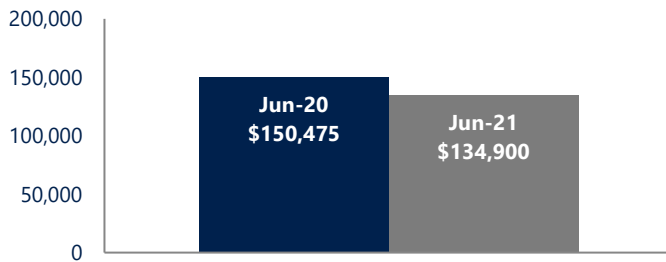
Active Inventory

Versus last year, the total number of homes available this month is lower by 68 units or 78%. The total number of active inventory this June was 19 compared to 87 in June 2020. This month's total of 19 is lower than the previous month's total supply of available inventory of 24, a decrease of 21%.

Active Inventory*



Median Sale Price



Median Sale Price

Last June, the median sale price for Halifax County Homes was \$150,475. This June, the median sale price was \$134,900, a decrease of 10% or \$15,575 compared to last year. The current median sold price is 1% lower than in May.

Median sale price is the middle sale price in a given month. The same number of properties are above & below the median.



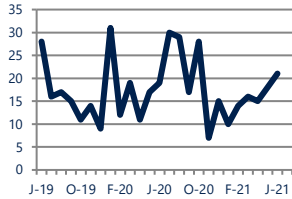
*Detached, Attached, and Condo varies by local area Multiple Listing Service (MLS) definition. For more information regarding your specific market, contact one of Long & Foster's knowledgeable and experienced sales associates. Information included in this report is based on data supplied by SPLLBR and its member Association(s) of REALTORS, who are not responsible for its accuracy. Does not reflect all activity in the marketplace. Information contained in this report is deemed reliable but not guaranteed, should be independently verified, and does not constitute an opinion of SPLLBR or Long & Foster Real Estate, Inc.





New Listings

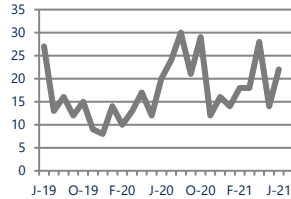
21



Up 11%
Vs. Year Ago

Current Contracts

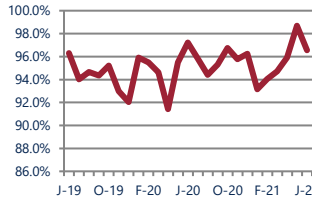
22



Up 10%
Vs. Year Ago

Sold Vs. List Price

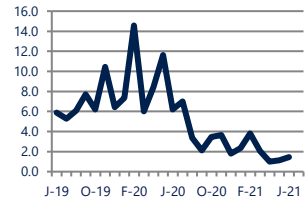
96.6%



Down -0.7%
Vs. Year Ago

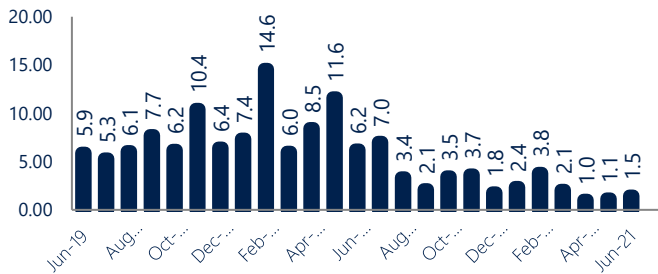
Months of Supply

1.5



Down -76%
Vs. Year Ago

Months Of Supply



Months of Supply

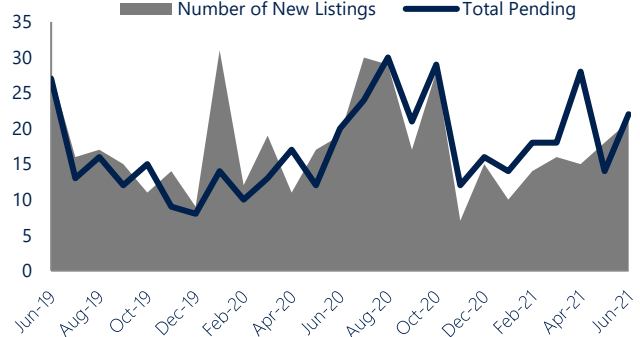
In June, there was 1.5 months of supply available in Halifax County, compared to 6.2 in June 2020. That is a decrease of 76% versus a year ago.

Months of supply is calculated by dividing current inventory by current sales. It indicates how many months would be needed to sell all of the inventory available at the current rate of demand.

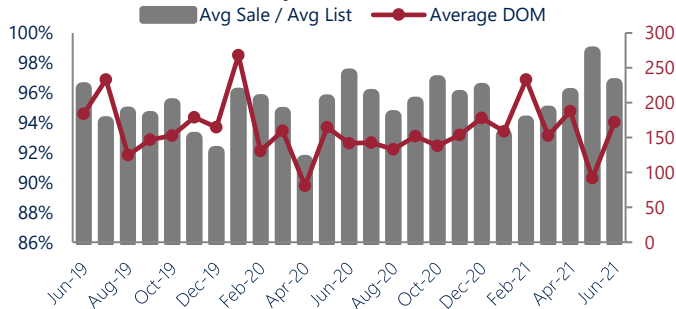
New Listings & Current Contracts

This month there were 21 homes newly listed for sale in Halifax County compared to 19 in June 2020, an increase of 11%. There were 22 current contracts pending sale this June compared to 20 a year ago. The number of current contracts is 10% higher than last June.

New Listings & Current Contracts



Sale Price/ List Price & DOM



Sale Price to List Price Ratio

In June, the average sale price in Halifax County was 96.6% of the average list price, which is 0.6% lower than at this time last year.

Days On Market

This month, the average number of days on market was 172, higher than the average last year, which was 142, an increase of 21%.



*Detached, Attached, and Condo varies by local area Multiple Listing Service (MLS) definition. For more information regarding your specific market, contact one of Long & Foster's knowledgeable and experienced sales associates. Information included in this report is based on data supplied by SPILLBR and its member Association(s) of REALTORS, who are not responsible for its accuracy. Does not reflect all activity in the marketplace. Information contained in this report is deemed reliable but not guaranteed, should be independently verified, and does not constitute an opinion of SPILLBR or Long & Foster Real Estate, Inc.

