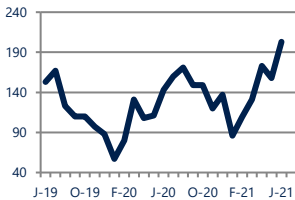




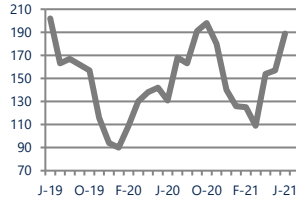
Zip Code(s): 22043, 22044, 22041, 22042 and 22046

Units Sold 203



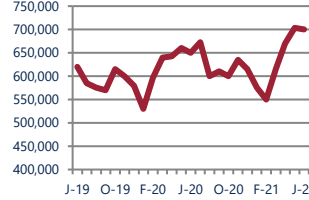
Up
Vs. Year Ago

Active Inventory 189



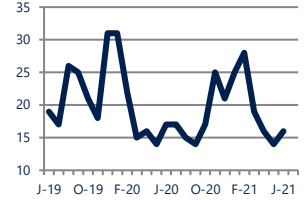
Up 44%
Vs. Year Ago

Median Sale Price \$700,000



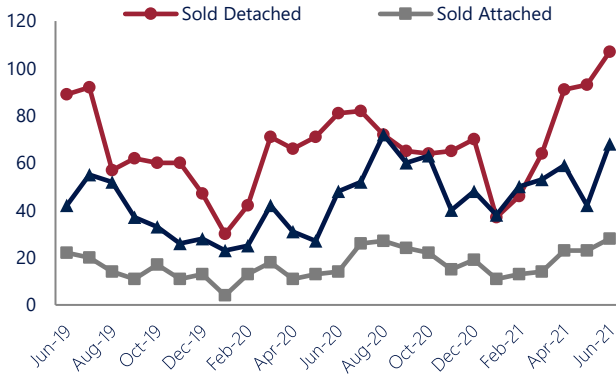
Up 8%
Vs. Year Ago

Days On Market 16



Down -6%
Vs. Year Ago

Units Sold*



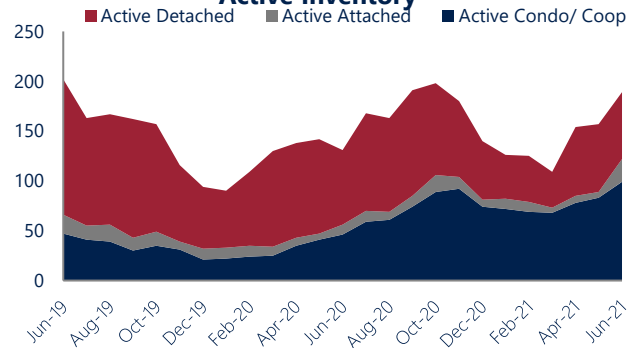
Units Sold

There was an increase in total units sold in June, with 203 sold this month in Falls Church, Baileys Crossroads, and Seven Corners. This month's total units sold was higher than at this time last year.


Active Inventory

Versus last year, the total number of homes available this month is higher by 58 units or 44%. The total number of active inventory this June was 189 compared to 131 in June 2020. This month's total of 189 is higher than the previous month's total supply of available inventory of 157, an increase of 20%.

Active Inventory*



Median Sale Price



Median Sale Price

Last June, the median sale price for Falls Church, Baileys Crossroads, and Seven Corners Homes was \$650,000. This June, the median sale price was \$700,000, an increase of 8% or \$50,000 compared to last year. The current median sold price is approximately the same as the median price in May.

Median sale price is the middle sale price in a given month. The same number of properties are above & below the median.

Falls Church, Baileys Crossroads, and Seven Corners are defined as properties listed in zip code/s 22043, 22044, 22041, 22042 and 22046.

*Detached, Attached, and Condo varies by local area Multiple Listing Service (MLS) definition. For more information regarding your specific market, contact one of Long & Foster's knowledgeable and experienced sales associates. Information included in this report is based on data supplied by BRIGHTMLS and its member Association(s) of REALTORS, who are not responsible for its accuracy. Does not reflect all activity in the marketplace. Information contained in this report is deemed reliable but not guaranteed, should be independently verified, and does not constitute an opinion of BRIGHTMLS or Long & Foster Real Estate, Inc.

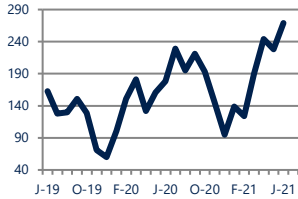




Zip Code(s): 22043, 22044, 22041, 22042 and 22046

New Listings

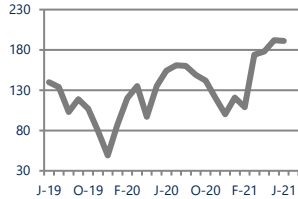
269



Up 51%
Vs. Year Ago

Current Contracts

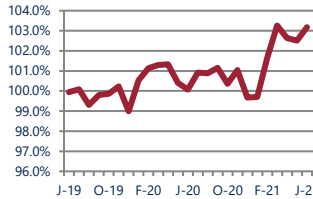
191



Up 24%
Vs. Year Ago

Sold Vs. List Price

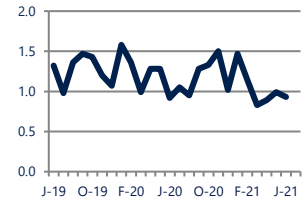
103.2%



Up 3.1%
Vs. Year Ago

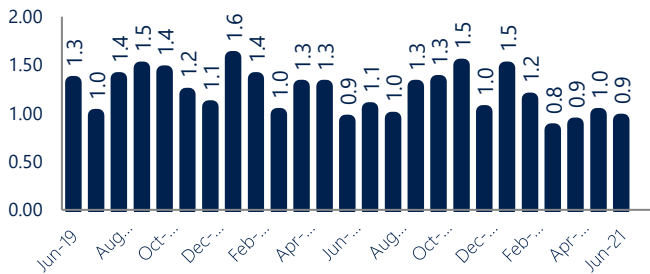
Months of Supply

0.9



No Change
Vs. Year Ago

Months Of Supply



Months of Supply

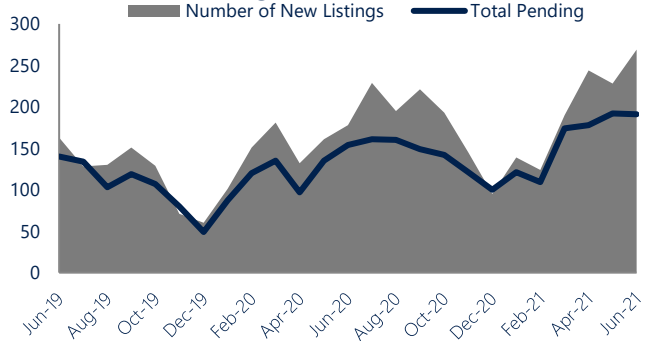
In June, there was 0.9 months of supply available in Falls Church, Baileys Crossroads, and Seven Corners. The amount of supply is similar compared to a year ago.

Months of supply is calculated by dividing current inventory by current sales. It indicates how many months would be needed to sell all of the inventory available at the current rate of demand.

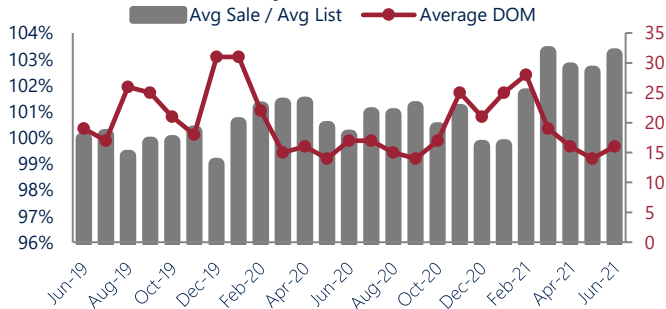
New Listings & Current Contracts

This month there were 269 homes newly listed for sale in Falls Church, Baileys Crossroads, and Seven Corners compared to 178 in June 2020, an increase of 51%. There were 191 current contracts pending sale this June compared to 154 a year ago. The number of current contracts is 24% higher than last June.

New Listings & Current Contracts



Sale Price/ List Price & DOM



Sale Price to List Price Ratio

In June, the average sale price in Falls Church, Baileys Crossroads, and Seven Corners was 103.2% of the average list price, which is 3.1% higher than at this time last year.

Days On Market

This month, the average number of days on market was 16, lower than the average last year, which was 17, a decrease of 6%.



Falls Church, Baileys Crossroads, and Seven Corners are defined as properties listed in zip code/s 22043, 22044, 22041, 22042 and 22046.

*Detached, Attached, and Condo varies by local area Multiple Listing Service (MLS) definition. For more information regarding your specific market, contact one of Long & Foster's knowledgeable and experienced sales associates.

Information included in this report is based on data supplied by BRIGHTMLS and its member Association(s) of REALTORS, who are not responsible for its accuracy. Does not reflect all activity in the marketplace. Information contained in this report is deemed reliable but not guaranteed, should be independently verified, and does not constitute an opinion of BRIGHTMLS or Long & Foster Real Estate, Inc.

