



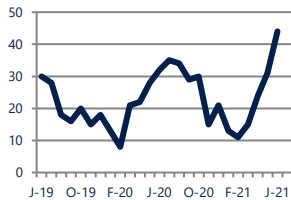
## Focus On: Fairfax Station Housing Market

June 2021

Zip Code(s): 22039

### Units Sold

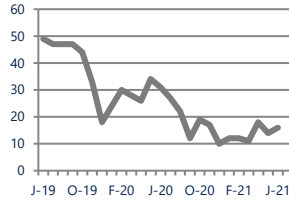
44



Up  
Vs. Year Ago

### Active Inventory

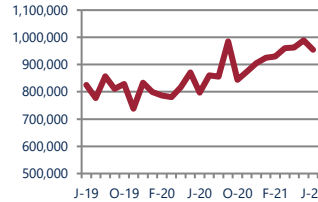
16



Down -48%  
Vs. Year Ago

### Median Sale Price

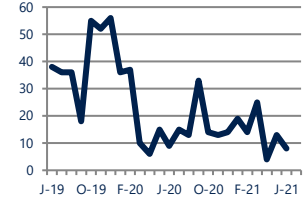
\$955,000



Up 20%  
Vs. Year Ago

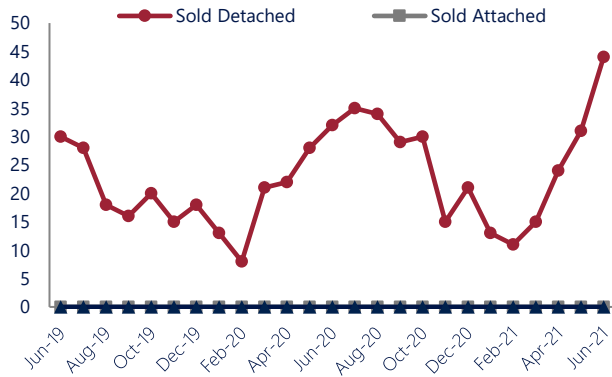
### Days On Market

8



Down -11%  
Vs. Year Ago

### Units Sold\*



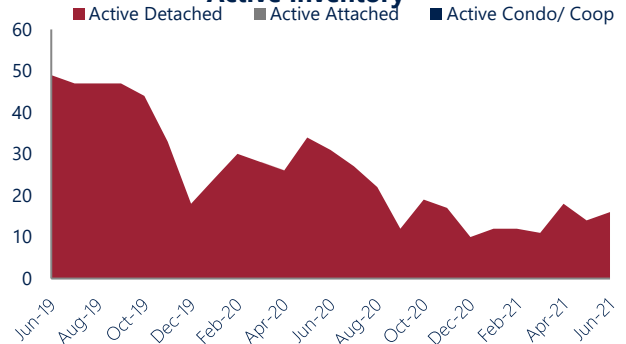
### Units Sold

There was an increase in total units sold in June, with 44 sold this month in Fairfax Station. This month's total units sold was higher than at this time last year.


### Active Inventory

Versus last year, the total number of homes available this month is lower by 15 units or 48%. The total number of active inventory this June was 16 compared to 31 in June 2020. This month's total of 16 is higher than the previous month's total supply of available inventory of 14, an increase of 14%.

### Active Inventory\*



### Median Sale Price



### Median Sale Price

Last June, the median sale price for Fairfax Station Homes was \$797,500. This June, the median sale price was \$955,000, an increase of 20% or \$157,500 compared to last year. The current median sold price is 3% lower than in May.

Median sale price is the middle sale price in a given month. The same number of properties are above & below the median.

Fairfax Station are defined as properties listed in zip code/s 22039.

\*Detached, Attached, and Condo varies by local area Multiple Listing Service (MLS) definition. For more information regarding your specific market, contact one of Long & Foster's knowledgeable and experienced sales associates. Information included in this report is based on data supplied by BRIGHTMLS and its member Association(s) of REALTORS, who are not responsible for its accuracy. Does not reflect all activity in the marketplace. Information contained in this report is deemed reliable but not guaranteed, should be independently verified, and does not constitute an opinion of BRIGHTMLS or Long & Foster Real Estate, Inc.





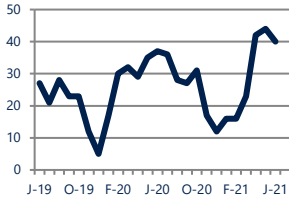
## Focus On: Fairfax Station Housing Market

June 2021

Zip Code(s): 22039

### New Listings

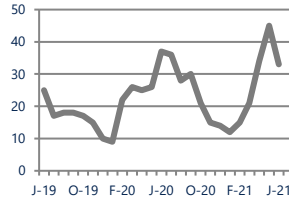
40



Up 8%  
Vs. Year Ago

### Current Contracts

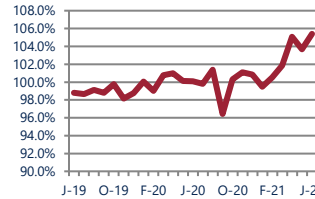
33



Down -11%  
Vs. Year Ago

### Sold Vs. List Price

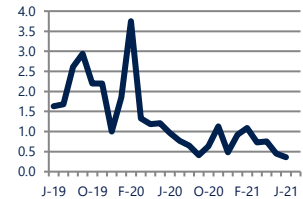
105.4%



Up  
Vs. Year Ago

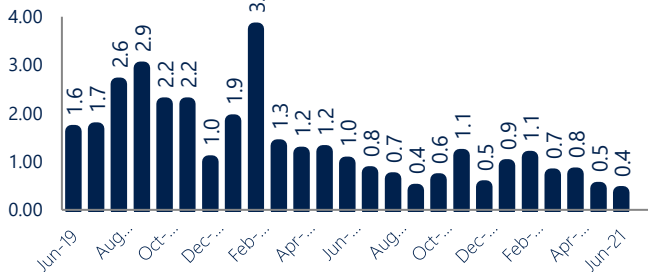
### Months of Supply

0.4



Down -63%  
Vs. Year Ago

### Months Of Supply



### Months of Supply

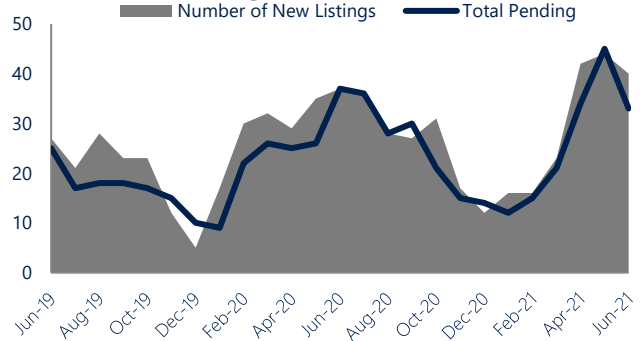
In June, there was 0.4 months of supply available in Fairfax Station, compared to 1.0 in June 2020. That is a decrease of 62% versus a year ago.

Months of supply is calculated by dividing current inventory by current sales. It indicates how many months would be needed to sell all of the inventory available at the current rate of demand.

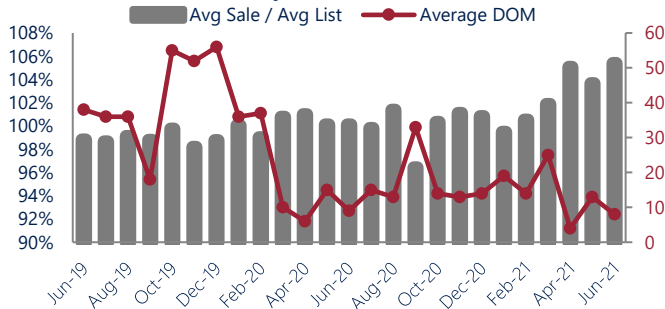
### New Listings & Current Contracts

This month there were 40 homes newly listed for sale in Fairfax Station compared to 37 in June 2020, an increase of 8%. There were 33 current contracts pending sale this June compared to 37 a year ago. The number of current contracts is 11% lower than last June.

### New Listings & Current Contracts



### Sale Price/ List Price & DOM



### Sale Price to List Price Ratio

In June, the average sale price in Fairfax Station was 105.4% of the average list price, which is higher than at this time last year.

### Days On Market

This month, the average number of days on market was 8, lower than the average last year, which was 9, a decrease of 11%.

Fairfax Station are defined as properties listed in zip code/s 22039.

\*Detached, Attached, and Condo varies by local area Multiple Listing Service (MLS) definition. For more information regarding your specific market, contact one of Long & Foster's knowledgeable and experienced sales associates.

Information included in this report is based on data supplied by BRIGHTMLS and its member Association(s) of REALTORS, who are not responsible for its accuracy. Does not reflect all activity in the marketplace. Information contained in this report is deemed reliable but not guaranteed, should be independently verified, and does not constitute an opinion of BRIGHTMLS or Long & Foster Real Estate, Inc.

