



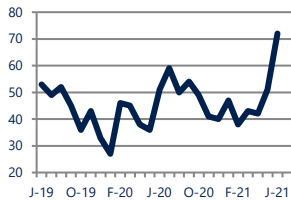
Focus On: Edgefield and Churchland Housing Market

June 2021

Zip Code(s): 23703

Units Sold

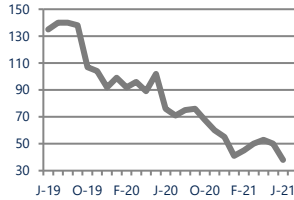
72



Up
Vs. Year Ago

Active Inventory

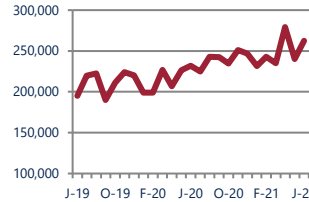
38



Down -50%
Vs. Year Ago

Median Sale Price

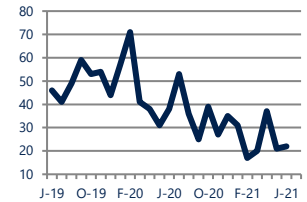
\$262,500



Up 13%
Vs. Year Ago

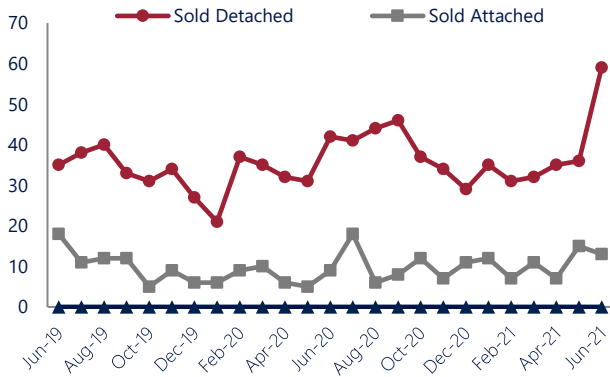
Days On Market

22



Down -42%
Vs. Year Ago

Units Sold*



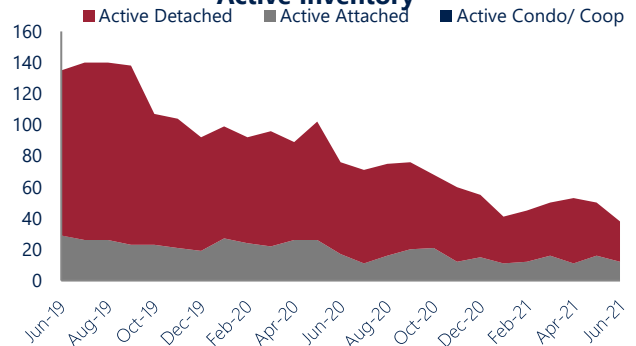
Units Sold

There was an increase in total units sold in June, with 72 sold this month in Edgefield and Churchland. This month's total units sold was higher than at this time last year.

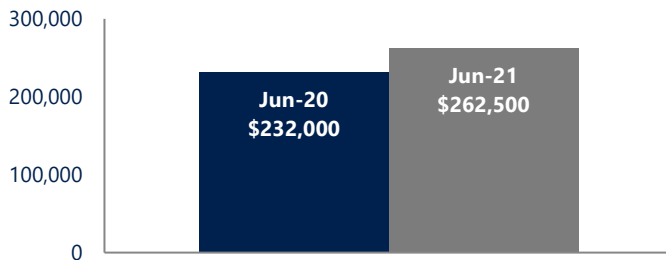
Active Inventory

Versus last year, the total number of homes available this month is lower by 38 units or 50%. The total number of active inventory this June was 38 compared to 76 in June 2020. This month's total of 38 is lower than the previous month's total supply of available inventory of 50, a decrease of 24%.

Active Inventory*



Median Sale Price



Median Sale Price

Last June, the median sale price for Edgefield and Churchland Homes was \$232,000. This June, the median sale price was \$262,500, an increase of 13% or \$30,500 compared to last year. The current median sold price is 9% higher than in May.

Median sale price is the middle sale price in a given month. The same number of properties are above & below the median.

Edgefield and Churchland are defined as properties listed in zip code/s 23703.

*Detached, Attached, and Condo varies by local area Multiple Listing Service (MLS) definition. For more information regarding your specific market, contact one of Long & Foster's knowledgeable and experienced sales associates. Information included in this report is based on data supplied by REIN and its member Association(s) of REALTORS, who are not responsible for its accuracy. Does not reflect all activity in the marketplace. Information contained in this report is deemed reliable but not guaranteed, should be independently verified, and does not constitute an opinion of REIN or Long & Foster Real Estate, Inc.





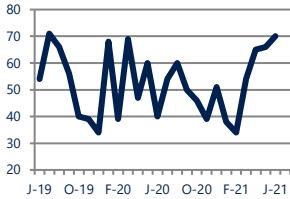
Focus On: Edgefield and Churchland Housing Market

June 2021

Zip Code(s): 23703

New Listings

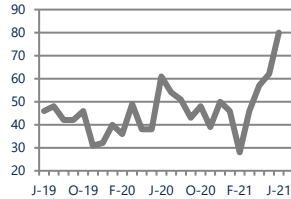
70



Up 75%
Vs. Year Ago

Current Contracts

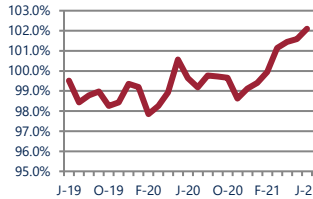
80



Up 31%
Vs. Year Ago

Sold Vs. List Price

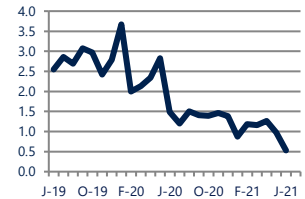
102.1%



Up 2.5%
Vs. Year Ago

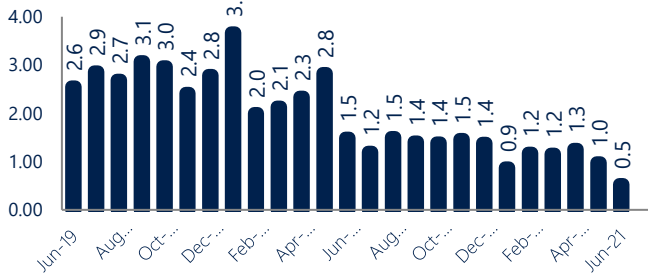
Months of Supply

0.5



Down -64%
Vs. Year Ago

Months Of Supply



New Listings & Current Contracts

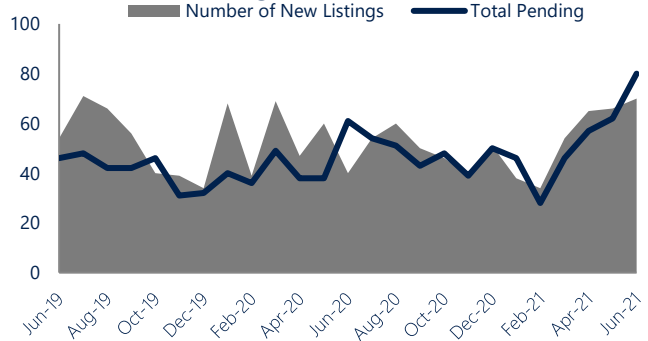
This month there were 70 homes newly listed for sale in Edgefield and Churchland compared to 40 in June 2020, an increase of 75%. There were 80 current contracts pending sale this June compared to 61 a year ago. The number of current contracts is 31% higher than last June.

Months of Supply

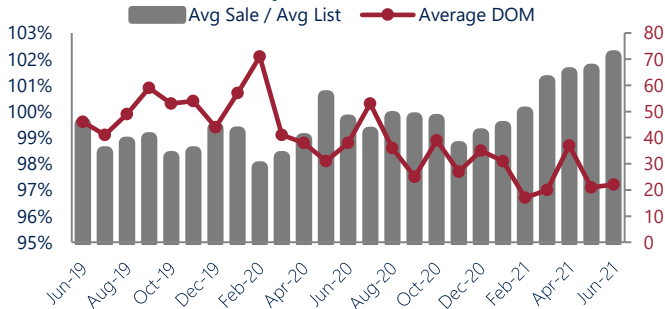
In June, there was 0.5 months of supply available in Edgefield and Churchland, compared to 1.5 in June 2020. That is a decrease of 65% versus a year ago.

Months of supply is calculated by dividing current inventory by current sales. It indicates how many months would be needed to sell all of the inventory available at the current rate of demand.

New Listings & Current Contracts



Sale Price/ List Price & DOM



Sale Price to List Price Ratio

In June, the average sale price in Edgefield and Churchland was 102.1% of the average list price, which is 2.5% higher than at this time last year.

Days On Market

This month, the average number of days on market was 22, lower than the average last year, which was 38, a decrease of 42%.



Edgefield and Churchland are defined as properties listed in zip code/s 23703.

*Detached, Attached, and Condo varies by local area Multiple Listing Service (MLS) definition. For more information regarding your specific market, contact one of Long & Foster's knowledgeable and experienced sales associates.

Information included in this report is based on data supplied by REIN and its member Association(s) of REALTORS, who are not responsible for its accuracy. Does not reflect all activity in the marketplace. Information contained in this report is deemed reliable but not guaranteed, should be independently verified, and does not constitute an opinion of REIN or Long & Foster Real Estate, Inc.

