

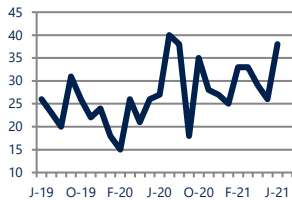


Focus On: **Dinwiddie County Housing Market**

June 2021

**Units Sold**

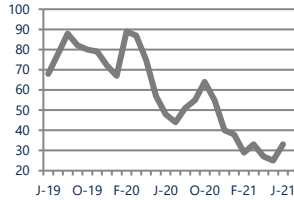
**38**



**Up**  
Vs. Year Ago

**Active Inventory**

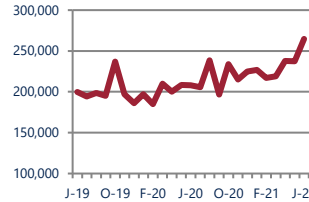
**33**



**Down -31%**  
Vs. Year Ago

**Median Sale Price**

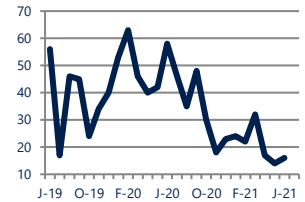
**\$264,750**



**Up**  
Vs. Year Ago

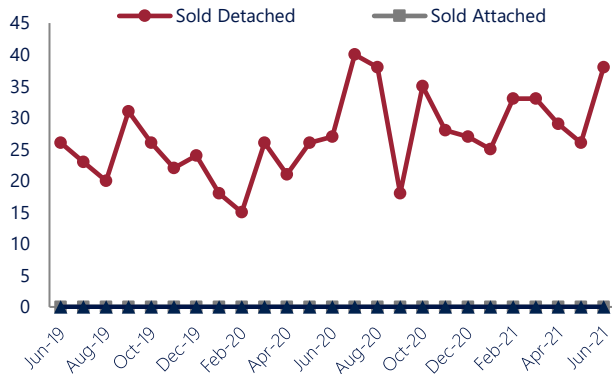
**Days On Market**

**16**



**Down**  
Vs. Year Ago

**Units Sold\***



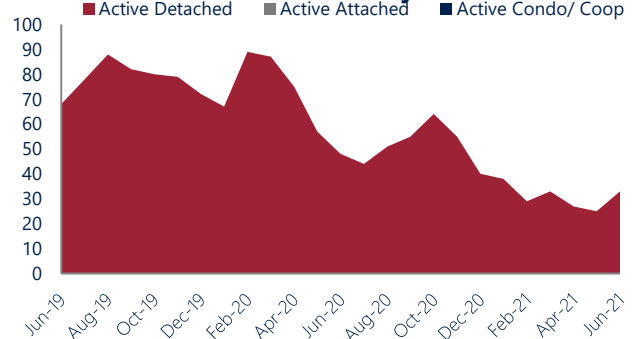
**Units Sold**

With relatively few transactions, there was an increase in total units sold in June, with 38 sold this month in Dinwiddie County. This month's total units sold was higher than at this time last year, an increase from June 2020.

**Active Inventory**

Versus last year, the total number of homes available this month is lower by 15 units or 31%. The total number of active inventory this June was 33 compared to 48 in June 2020. This month's total of 33 is higher than the previous month's total supply of available inventory of 25, an increase of 32%.

**Active Inventory\***



**Median Sale Price**



**Median Sale Price**

Due to the relatively small number of units sold, the median sale price showed significant change this month. Last June, the median sale price for Dinwiddie County Homes was \$208,000. This June, the median sale price was \$264,750, an increase of \$56,750 compared to last year. The current median sold price is higher than in May. Median sale price is the middle sale price in a given month. The same number of properties are above & below the median.



\*Detached, Attached, and Condo varies by local area Multiple Listing Service (MLS) definition. For more information regarding your specific market, contact one of Long & Foster's knowledgeable and experienced sales associates. Information included in this report is based on data supplied by CVRMLS and its member Association(s) of REALTORS, who are not responsible for its accuracy. Does not reflect all activity in the marketplace. Information contained in this report is deemed reliable but not guaranteed, should be independently verified, and does not constitute an opinion of CVRMLS or Long & Foster Real Estate, Inc.



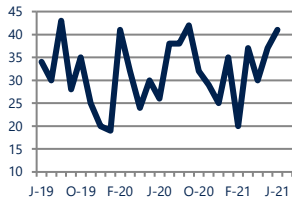


**Focus On: Dinwiddie County Housing Market**

June 2021

**New Listings**

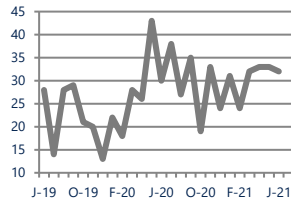
41



**Up 58%**  
Vs. Year Ago

**Current Contracts**

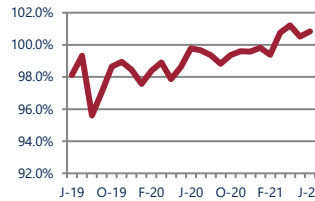
32



**Up 7%**  
Vs. Year Ago

**Sold Vs. List Price**

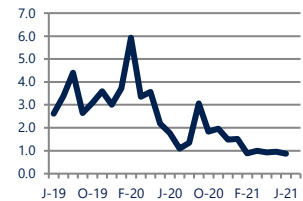
100.8%



**Up 1.1%**  
Vs. Year Ago

**Months of Supply**

0.9



**Down -51%**  
Vs. Year Ago

**Months Of Supply**

