

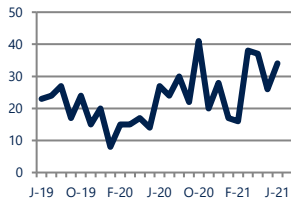


**Focus On: Del Ray/Rosemont Housing Market**

June 2021

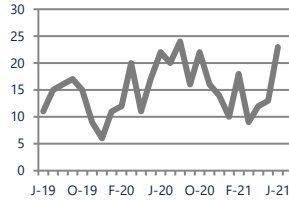
Zip Code(s): 22301

**Units Sold**  
34



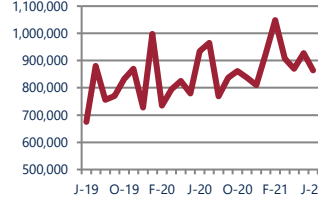
**Up 26%**  
Vs. Year Ago

**Active Inventory**  
23



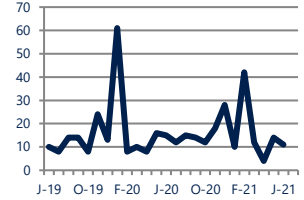
**Up 5%**  
Vs. Year Ago

**Median Sale Price**  
\$863,700



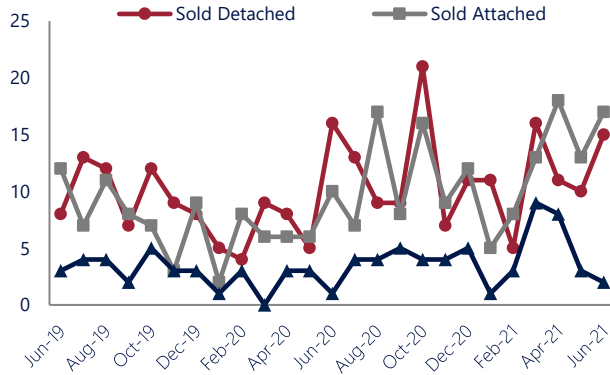
**Down -8%**  
Vs. Year Ago

**Days On Market**  
11



**Down -27%**  
Vs. Year Ago

**Units Sold\***



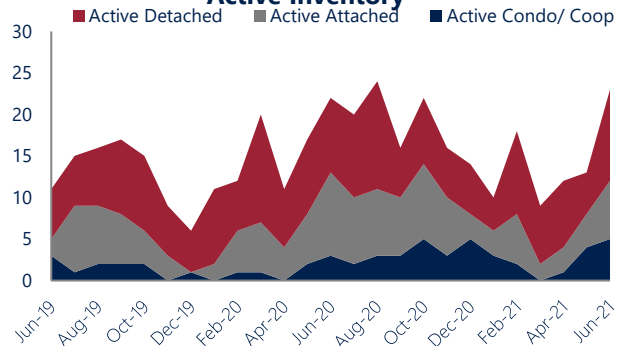
**Units Sold**

There was an increase in total units sold in June, with 34 sold this month in Del Ray/Rosemont versus 26 last month, an increase of 31%. This month's total units sold was higher than at this time last year, an increase of 26% versus June 2020.

**Active Inventory**

Versus last year, the total number of homes available this month is higher by 1 units or 5%. The total number of active inventory this June was 23 compared to 22 in June 2020. This month's total of 23 is higher than the previous month's total supply of available inventory of 13, an increase of 77%.

**Active Inventory\***



**Median Sale Price**



**Median Sale Price**

Last June, the median sale price for Del Ray/Rosemont Homes was \$935,000. This June, the median sale price was \$863,700, a decrease of 8% or \$71,300 compared to last year. The current median sold price is 7% lower than in May.

Median sale price is the middle sale price in a given month. The same number of properties are above & below the median.

Del Ray/Rosemont are defined as properties listed in zip code/s 22301.

\*Detached, Attached, and Condo varies by local area Multiple Listing Service (MLS) definition. For more information regarding your specific market, contact one of Long & Foster's knowledgeable and experienced sales associates. Information included in this report is based on data supplied by BRIGHTMLS and its member Association(s) of REALTORS, who are not responsible for its accuracy. Does not reflect all activity in the marketplace. Information contained in this report is deemed reliable but not guaranteed, should be independently verified, and does not constitute an opinion of BRIGHTMLS or Long & Foster Real Estate, Inc.





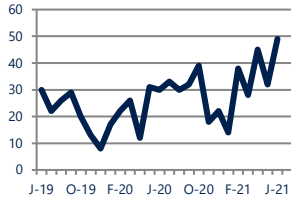
## Focus On: Del Ray/Rosemont Housing Market

June 2021

Zip Code(s): 22301

### New Listings

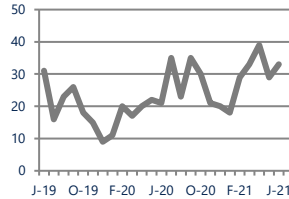
49



**Up 63%**  
Vs. Year Ago

### Current Contracts

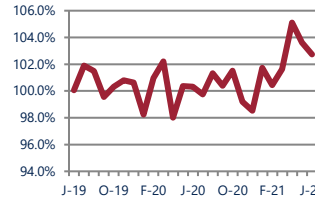
33



**Up 57%**  
Vs. Year Ago

### Sold Vs. List Price

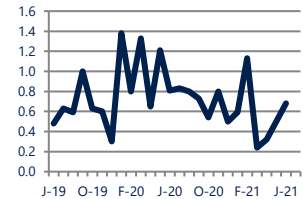
102.7%



**Up 2.4%**  
Vs. Year Ago

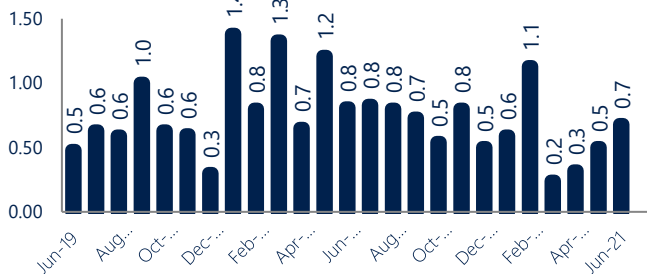
### Months of Supply

0.7



**Down -16%**  
Vs. Year Ago

### Months Of Supply



### New Listings & Current Contracts

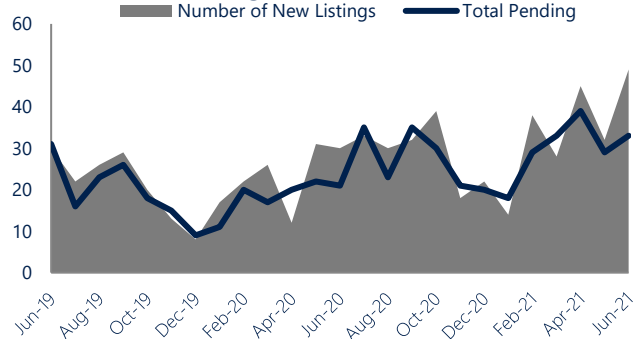
This month there were 49 homes newly listed for sale in Del Ray/Rosemont compared to 30 in June 2020, an increase of 63%. There were 33 current contracts pending sale this June compared to 21 a year ago. The number of current contracts is 57% higher than last June.

### Months of Supply

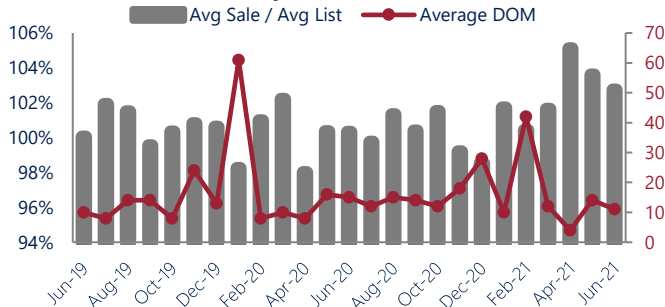
In June, there was 0.7 months of supply available in Del Ray/Rosemont, compared to 0.8 in June 2020. That is a decrease of 17% versus a year ago.

Months of supply is calculated by dividing current inventory by current sales. It indicates how many months would be needed to sell all of the inventory available at the current rate of demand.

### New Listings & Current Contracts



### Sale Price/ List Price & DOM



### Sale Price to List Price Ratio

In June, the average sale price in Del Ray/Rosemont was 102.7% of the average list price, which is 2.4% higher than at this time last year.

### Days On Market

This month, the average number of days on market was 11, lower than the average last year, which was 15, a decrease of 27%.



Del Ray/Rosemont are defined as properties listed in zip code/s 22301.

\*Detached, Attached, and Condo varies by local area Multiple Listing Service (MLS) definition. For more information regarding your specific market, contact one of Long & Foster's knowledgeable and experienced sales associates.

Information included in this report is based on data supplied by BRIGHTMLS and its member Association(s) of REALTORS, who are not responsible for its accuracy. Does not reflect all activity in the marketplace. Information contained in this report is deemed reliable but not guaranteed, should be independently verified, and does not constitute an opinion of BRIGHTMLS or Long & Foster Real Estate, Inc.

