



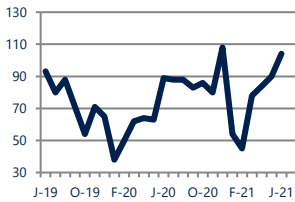
Focus On: Chesterfield Court House Housing Market

June 2021

Zip Code(s): 23832

Units Sold

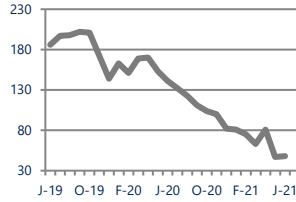
104



Up 17%
Vs. Year Ago

Active Inventory

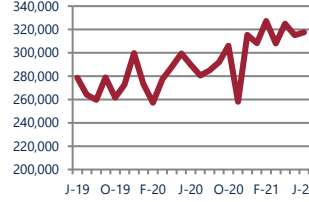
48



Down -66%
Vs. Year Ago

Median Sale Price

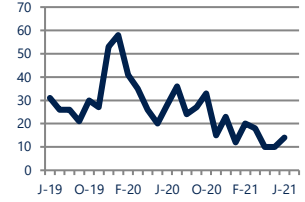
\$317,500



Up 10%
Vs. Year Ago

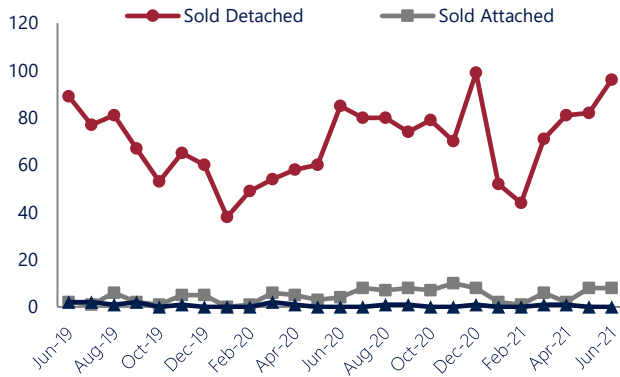
Days On Market

14



Down -50%
Vs. Year Ago

Units Sold*



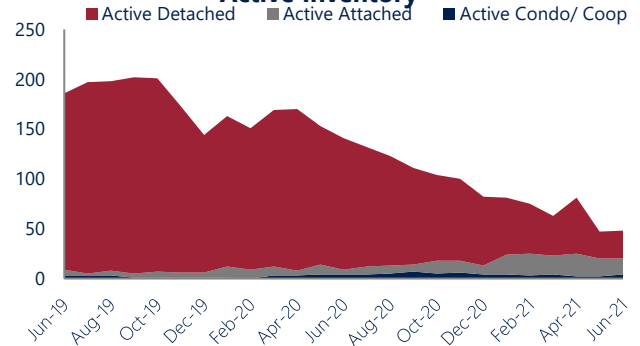
Units Sold

There was an increase in total units sold in June, with 104 sold this month in Chesterfield Court House versus 90 last month, an increase of 16%. This month's total units sold was higher than at this time last year, an increase of 17% versus June 2020.

Active Inventory

Versus last year, the total number of homes available this month is lower by 93 units or 66%. The total number of active inventory this June was 48 compared to 141 in June 2020. This month's total of 48 is higher than the previous month's total supply of available inventory of 47, an increase of 2%.

Active Inventory*



Median Sale Price



Median Sale Price

Last June, the median sale price for Chesterfield Court House Homes was \$289,900. This June, the median sale price was \$317,500, an increase of 10% or \$27,600 compared to last year. The current median sold price is 1% higher than in May.

Median sale price is the middle sale price in a given month. The same number of properties are above & below the median.

Chesterfield Court House are defined as properties listed in zip code/s 23832.

*Detached, Attached, and Condo varies by local area Multiple Listing Service (MLS) definition. For more information regarding your specific market, contact one of Long & Foster's knowledgeable and experienced sales associates.

Information included in this report is based on data supplied by CVRMLS and its member Association(s) of REALTORS, who are not responsible for its accuracy. Does not reflect all activity in the marketplace. Information contained in this report is deemed reliable but not guaranteed, should be independently verified, and does not constitute an opinion of CVRMLS or Long & Foster Real Estate, Inc.





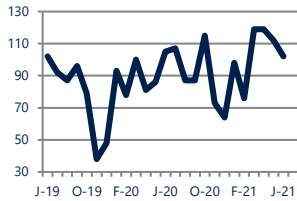
Focus On: Chesterfield Court House Housing Market

June 2021

Zip Code(s): 23832

New Listings

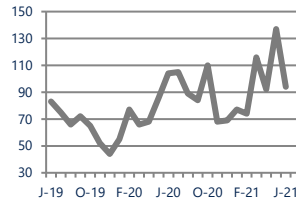
102



Down -3%
Vs. Year Ago

Current Contracts

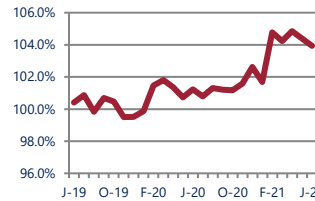
94



Down -10%
Vs. Year Ago

Sold Vs. List Price

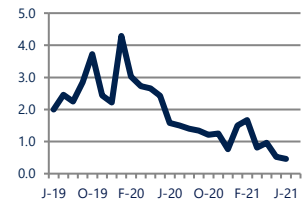
103.9%



Up 2.7%
Vs. Year Ago

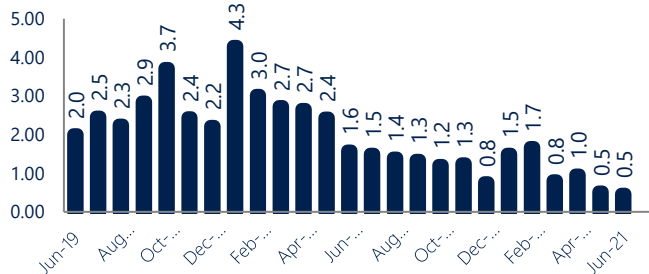
Months of Supply

0.5



Down -71%
Vs. Year Ago

Months of Supply



Months of Supply

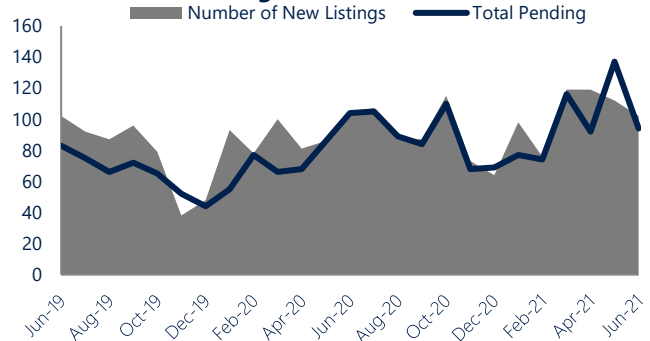
In June, there was 0.5 months of supply available in Chesterfield Court House, compared to 1.6 in June 2020. That is a decrease of 71% versus a year ago.

Months of supply is calculated by dividing current inventory by current sales. It indicates how many months would be needed to sell all of the inventory available at the current rate of demand.

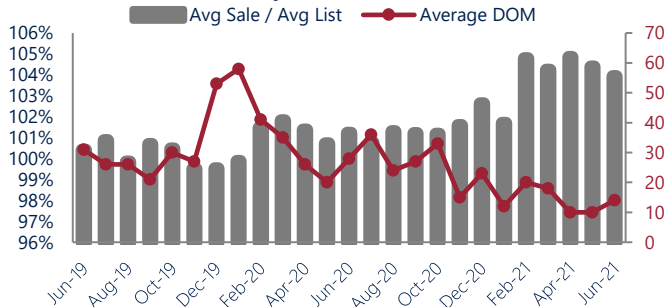
New Listings & Current Contracts

This month there were 102 homes newly listed for sale in Chesterfield Court House compared to 105 in June 2020, a decrease of 3%. There were 94 current contracts pending sale this June compared to 104 a year ago. The number of current contracts is 10% lower than last June.

New Listings & Current Contracts



Sale Price/ List Price & DOM



Sale Price to List Price Ratio

In June, the average sale price in Chesterfield Court House was 103.9% of the average list price, which is 2.7% higher than at this time last year.

Days On Market

This month, the average number of days on market was 14, lower than the average last year, which was 28, a decrease of 50%.

Chesterfield Court House are defined as properties listed in zip code/s 23832.

*Detached, Attached, and Condo varies by local area Multiple Listing Service (MLS) definition. For more information regarding your specific market, contact one of Long & Foster's knowledgeable and experienced sales associates.

Information included in this report is based on data supplied by CVRMLS and its member Association(s) of REALTORS, who are not responsible for its accuracy. Does not reflect all activity in the marketplace. Information contained in this report is deemed reliable but not guaranteed, should be independently verified, and does not constitute an opinion of CVRMLS or Long & Foster Real Estate, Inc.

