



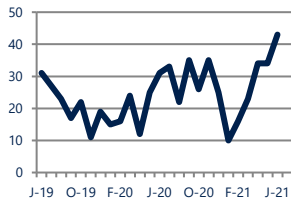
**Focus On: Chantilly Housing Market**

June 2021

Zip Code(s): 20151 and 20153

**Units Sold**

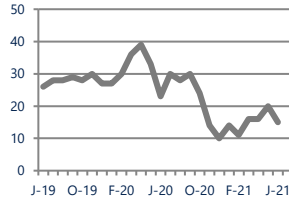
**43**



**Up**  
Vs. Year Ago

**Active Inventory**

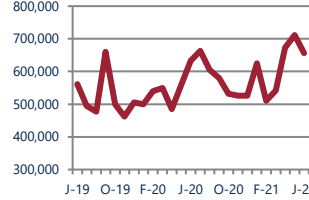
**15**



**Down -35%**  
Vs. Year Ago

**Median Sale Price**

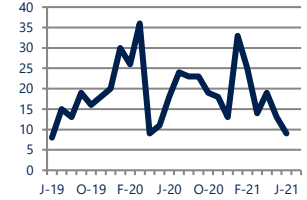
**\$656,000**



**Up 4%**  
Vs. Year Ago

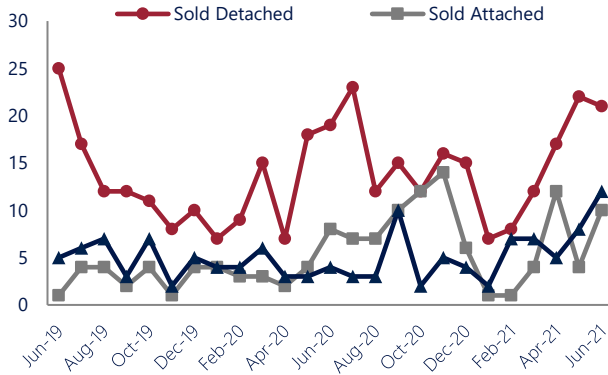
**Days On Market**

**9**



**Down -50%**  
Vs. Year Ago

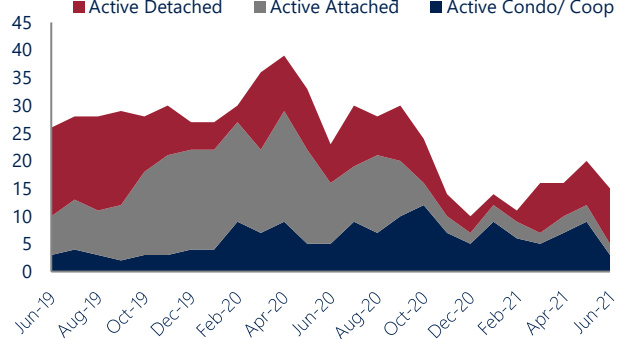
**Units Sold\***



**Units Sold**

There was an increase in total units sold in June, with 43 sold this month in Chantilly. This month's total units sold was higher than at this time last year.

**Active Inventory\***



**Active Inventory**

Versus last year, the total number of homes available this month is lower by 8 units or 35%. The total number of active inventory this June was 15 compared to 23 in June 2020. This month's total of 15 is lower than the previous month's total supply of available inventory of 20, a decrease of 25%.

**Median Sale Price**



**Median Sale Price**

Last June, the median sale price for Chantilly Homes was \$632,500. This June, the median sale price was \$656,000, an increase of 4% or \$23,500 compared to last year. The current median sold price is 8% lower than in May.

Median sale price is the middle sale price in a given month. The same number of properties are above & below the median.

Chantilly are defined as properties listed in zip code/s 20151 and 20153.

\*Detached, Attached, and Condo varies by local area Multiple Listing Service (MLS) definition. For more information regarding your specific market, contact one of Long & Foster's knowledgeable and experienced sales associates. Information included in this report is based on data supplied by BRIGHTMLS and its member Association(s) of REALTORS, who are not responsible for its accuracy. Does not reflect all activity in the marketplace. Information contained in this report is deemed reliable but not guaranteed, should be independently verified, and does not constitute an opinion of BRIGHTMLS or Long & Foster Real Estate, Inc.





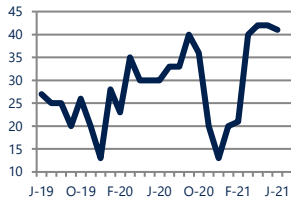
## Focus On: Chantilly Housing Market

June 2021

Zip Code(s): 20151 and 20153

### New Listings

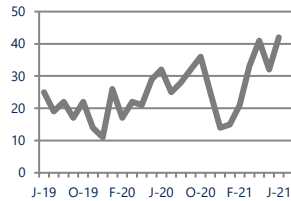
41



Up 37%  
Vs. Year Ago

### Current Contracts

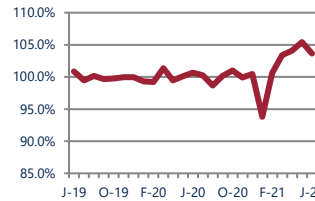
42



Up 31%  
Vs. Year Ago

### Sold Vs. List Price

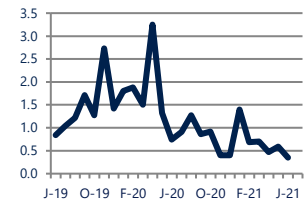
103.7%



Up 3%  
Vs. Year Ago

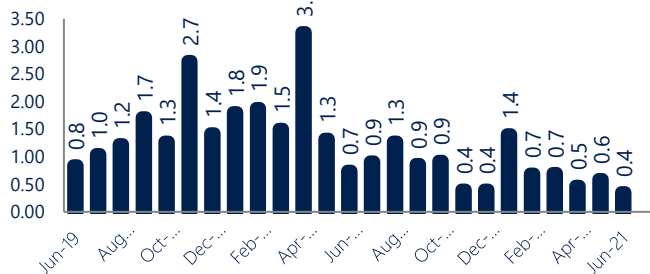
### Months of Supply

0.4



Down -53%  
Vs. Year Ago

### Months Of Supply



### Months of Supply

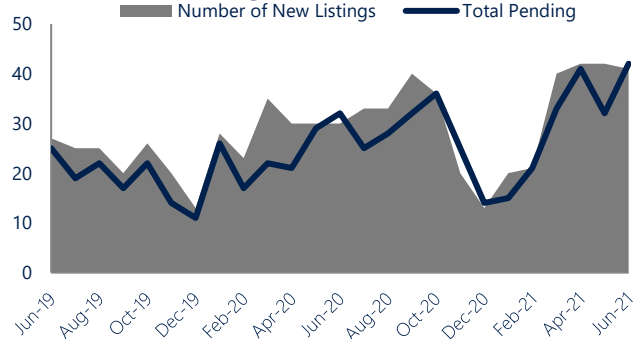
In June, there was 0.3 months of supply available in Chantilly, compared to 0.7 in June 2020. That is a decrease of 53% versus a year ago.

Months of supply is calculated by dividing current inventory by current sales. It indicates how many months would be needed to sell all of the inventory available at the current rate of demand.

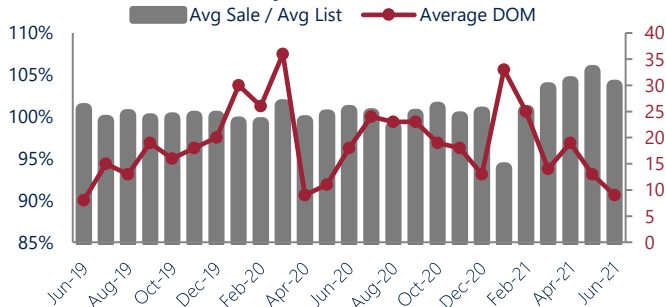
### New Listings & Current Contracts

This month there were 41 homes newly listed for sale in Chantilly compared to 30 in June 2020, an increase of 37%. There were 42 current contracts pending sale this June compared to 32 a year ago. The number of current contracts is 31% higher than last June.

### New Listings & Current Contracts



### Sale Price/ List Price & DOM



### Sale Price to List Price Ratio

In June, the average sale price in Chantilly was 103.7% of the average list price, which is 3.0% higher than at this time last year.

### Days On Market

This month, the average number of days on market was 9, lower than the average last year, which was 18, a decrease of 50%.



Chantilly are defined as properties listed in zip code/s 20151 and 20153.

\*Detached, Attached, and Condo varies by local area Multiple Listing Service (MLS) definition. For more information regarding your specific market, contact one of Long & Foster's knowledgeable and experienced sales associates.

Information included in this report is based on data supplied by BRIGHTMLS and its member Association(s) of REALTORS, who are not responsible for its accuracy. Does not reflect all activity in the marketplace. Information contained in this report is deemed reliable but not guaranteed, should be independently verified, and does not constitute an opinion of BRIGHTMLS or Long & Foster Real Estate, Inc.

