



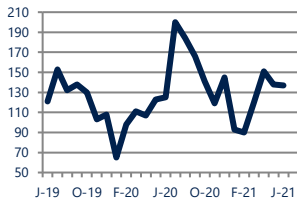
**Focus On: Campbells Landing, Munden, and Vine Housing Market**

June 2021

Zip Code(s): 23456 and 23457

**Units Sold**

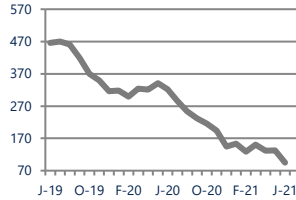
137



**Up 10%**  
Vs. Year Ago

**Active Inventory**

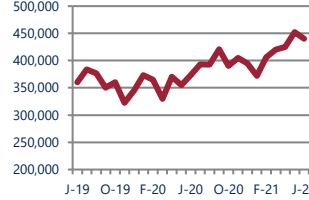
95



**Down -70%**  
Vs. Year Ago

**Median Sale Price**

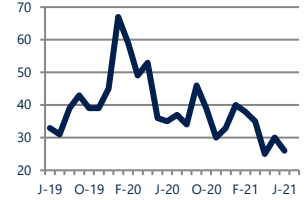
\$440,100



**Up 18%**  
Vs. Year Ago

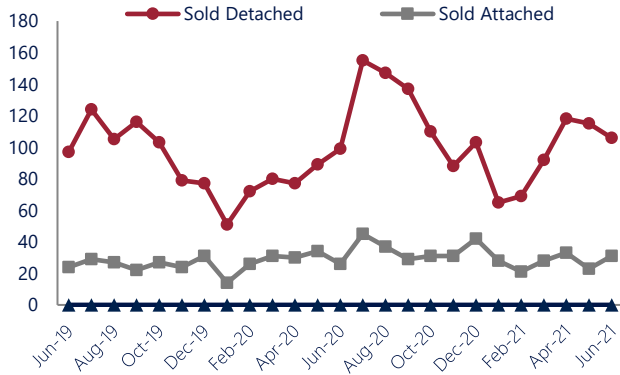
**Days On Market**

26



**Down -26%**  
Vs. Year Ago

**Units Sold\***



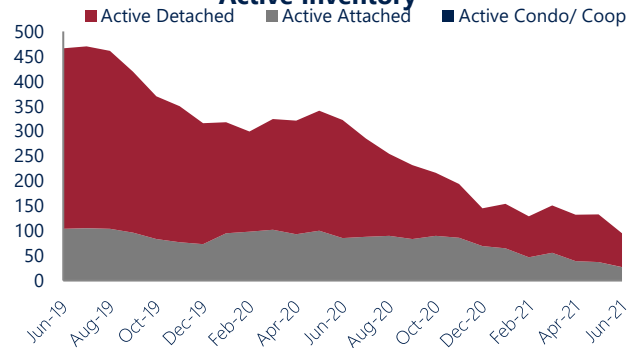
**Units Sold**

There was a decrease in total units sold in June, with 137 sold this month in Campbells Landing, Munden, and Vine versus 138 last month, a decrease of 1%. This month's total units sold was higher than at this time last year, an increase of 10% versus June 2020.

**Active Inventory**

Versus last year, the total number of homes available this month is lower by 227 units or 70%. The total number of active inventory this June was 95 compared to 322 in June 2020. This month's total of 95 is lower than the previous month's total supply of available inventory of 133, a decrease of 29%.

**Active Inventory\***



**Median Sale Price**



**Median Sale Price**

Last June, the median sale price for Campbells Landing, Munden, and Vine Homes was \$373,000. This June, the median sale price was \$440,100, an increase of 18% or \$67,100 compared to last year. The current median sold price is 3% lower than in May.

Median sale price is the middle sale price in a given month. The same number of properties are above & below the median.

Campbells Landing, Munden, and Vine are defined as properties listed in zip code/s 23456 and 23457.

\*Detached, Attached, and Condo varies by local area Multiple Listing Service (MLS) definition. For more information regarding your specific market, contact one of Long & Foster's knowledgeable and experienced sales associates. Information included in this report is based on data supplied by REIN and its member Association(s) of REALTORS, who are not responsible for its accuracy. Does not reflect all activity in the marketplace. Information contained in this report is deemed reliable but not guaranteed, should be independently verified, and does not constitute an opinion of REIN or Long & Foster Real Estate, Inc.

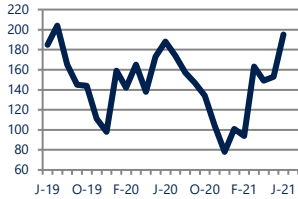




Zip Code(s): 23456 and 23457

### New Listings

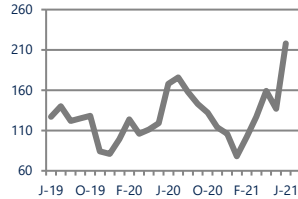
195



Up 4%  
Vs. Year Ago

### Current Contracts

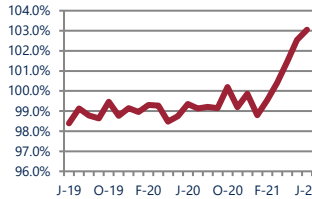
218



Up 30%  
Vs. Year Ago

### Sold Vs. List Price

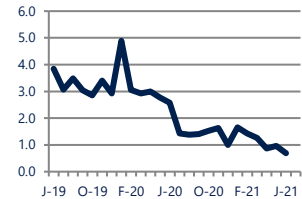
103.1%



Up 3.7%  
Vs. Year Ago

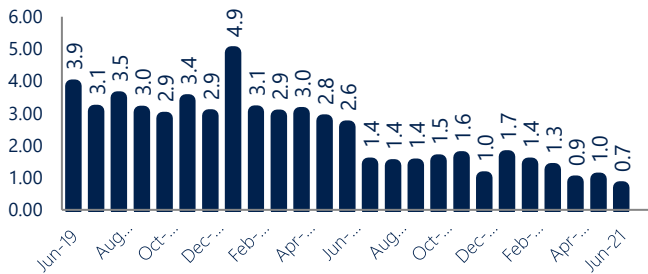
### Months of Supply

0.7



Down -73%  
Vs. Year Ago

### Months Of Supply



### New Listings & Current Contracts

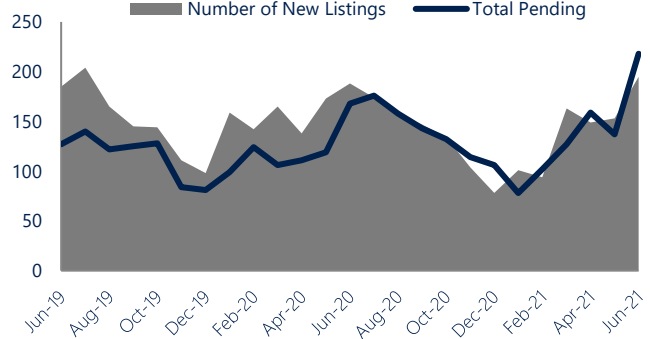
This month there were 195 homes newly listed for sale in Campbells Landing, Munden, and Vine compared to 188 in June 2020, an increase of 4%. There were 218 current contracts pending sale this June compared to 168 a year ago. The number of current contracts is 30% higher than last June.

### Months of Supply

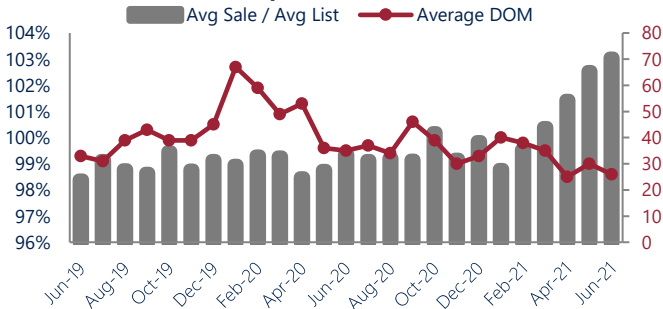
In June, there was 0.7 months of supply available in Campbells Landing, Munden, and Vine, compared to 2.6 in June 2020. That is a decrease of 73% versus a year ago.

Months of supply is calculated by dividing current inventory by current sales. It indicates how many months would be needed to sell all of the inventory available at the current rate of demand.

### New Listings & Current Contracts



### Sale Price/ List Price & DOM



### Sale Price to List Price Ratio

In June, the average sale price in Campbells Landing, Munden, and Vine was 103.1% of the average list price, which is 3.7% higher than at this time last year.

### Days On Market

This month, the average number of days on market was 26, lower than the average last year, which was 35, a decrease of 26%.



Campbells Landing, Munden, and Vine are defined as properties listed in zip code/s 23456 and 23457.

\*Detached, Attached, and Condo varies by local area Multiple Listing Service (MLS) definition. For more information regarding your specific market, contact one of Long & Foster's knowledgeable and experienced sales associates.

Information included in this report is based on data supplied by REIN and its member Association(s) of REALTORS, who are not responsible for its accuracy. Does not reflect all activity in the marketplace. Information contained in this report is deemed reliable but not guaranteed, should be independently verified, and does not constitute an opinion of REIN or Long & Foster Real Estate, Inc.

