

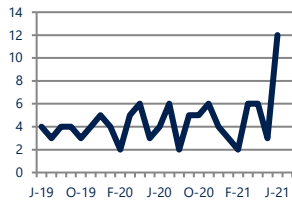


Focus On: Buckingham County Housing Market

June 2021

Units Sold

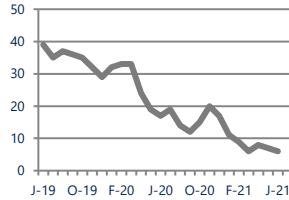
12



Up
 Vs. Year Ago

Active Inventory

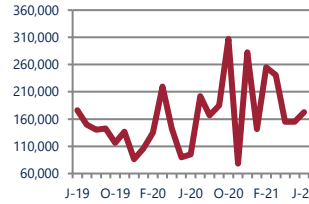
6



Down -65%
 Vs. Year Ago

Median Sale Price

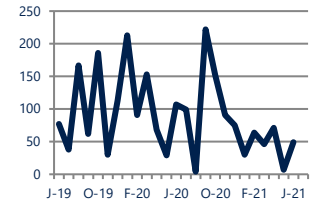
\$172,500



Up
 Vs. Year Ago

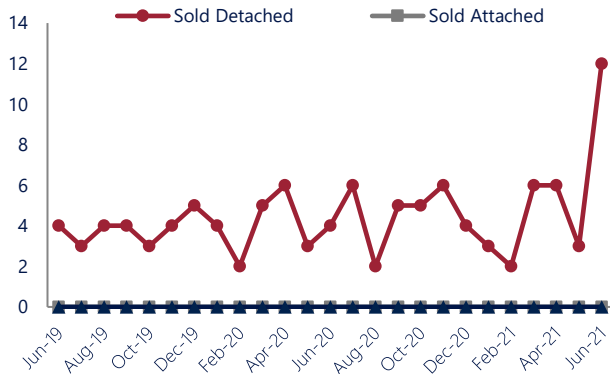
Days On Market

49



Down
 Vs. Year Ago

Units Sold*



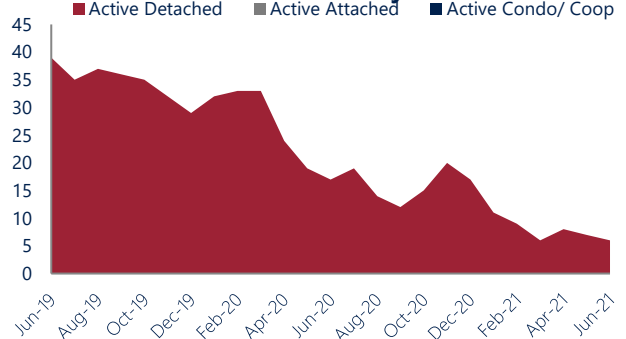
Units Sold

With relatively few transactions, there was an increase in total units sold in June, with 12 sold this month in Buckingham County. This month's total units sold was higher than at this time last year, an increase from June 2020.

Active Inventory

Versus last year, the total number of homes available this month is lower by 11 units or 65%. The total number of active inventory this June was 6 compared to 17 in June 2020. This month's total of 6 is lower than the previous month's total supply of available inventory of 7, a decrease of 14%.

Active Inventory*



Median Sale Price



Median Sale Price

Due to the relatively small number of units sold, the median sale price showed significant change this month. Last June, the median sale price for Buckingham County Homes was \$95,000. This June, the median sale price was \$172,500, an increase of \$77,500 compared to last year. The current median sold price is higher than in May. Median sale price is the middle sale price in a given month. The same number of properties are above & below the median.



*Detached, Attached, and Condo varies by local area Multiple Listing Service (MLS) definition. For more information regarding your specific market, contact one of Long & Foster's knowledgeable and experienced sales associates. Information included in this report is based on data supplied by SCAR and its member Association(s) of REALTORS, who are not responsible for its accuracy. Does not reflect all activity in the marketplace. Information contained in this report is deemed reliable but not guaranteed, should be independently verified, and does not constitute an opinion of SCAR or Long & Foster Real Estate, Inc.



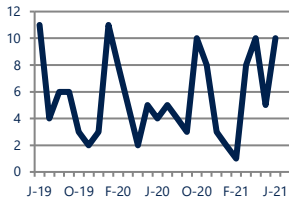


Focus On: **Buckingham County Housing Market**

June 2021

New Listings

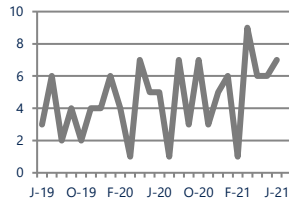
10



Up 150%
Vs. Year Ago

Current Contracts

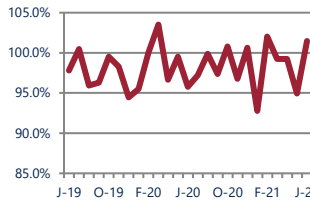
7



Up 40%
Vs. Year Ago

Sold Vs. List Price

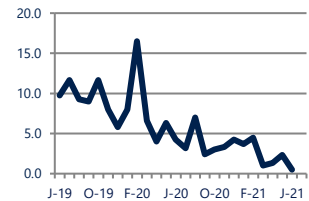
101.5%



Up
Vs. Year Ago

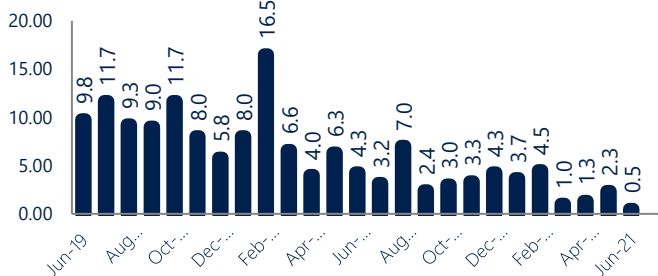
Months of Supply

0.5



Down -88%
Vs. Year Ago

Months Of Supply



New Listings & Current Contracts

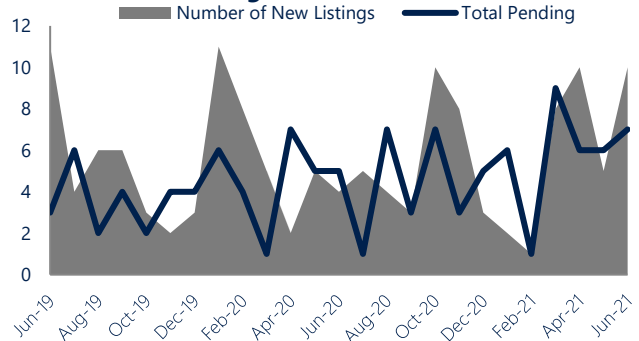
This month there were 10 homes newly listed for sale in Buckingham County compared to 4 in June 2020, an increase of 150%. There were 7 current contracts pending sale this June compared to 5 a year ago. The number of current contracts is 40% higher than last June.

Months of Supply

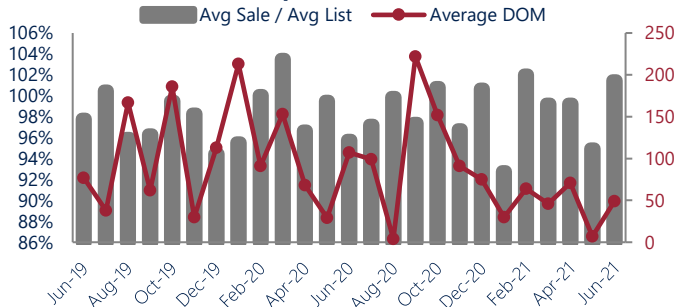
In June, there was 0.5 months of supply available in Buckingham County, compared to 4.3 in June 2020. That is a decrease of 88% versus a year ago.

Months of supply is calculated by dividing current inventory by current sales. It indicates how many months would be needed to sell all of the inventory available at the current rate of demand.

New Listings & Current Contracts



Sale Price/ List Price & DOM



Sale Price to List Price Ratio

In June, the average sale price in Buckingham County was 101.5% of the average list price, which is higher than at this time last year.

Days On Market

This month, the average number of days on market was 49, lower than the average last year, which was 107. This decrease was impacted by the limited number of sales.



*Detached, Attached, and Condo varies by local area Multiple Listing Service (MLS) definition. For more information regarding your specific market, contact one of Long & Foster's knowledgeable and experienced sales associates.
Information included in this report is based on data supplied by SCAR and its member Association(s) of REALTORS, who are not responsible for its accuracy. Does not reflect all activity in the marketplace. Information contained in this report is deemed reliable but not guaranteed, should be independently verified, and does not constitute an opinion of SCAR or Long & Foster Real Estate, Inc.

