

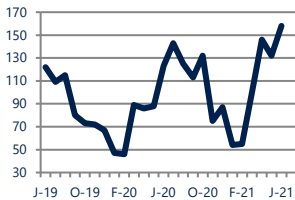


**Focus On: Broadlands and Brambleton Housing Market**

June 2021

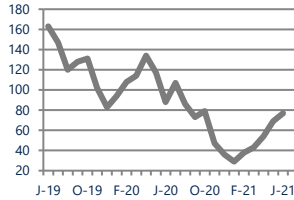
Zip Code(s): 20148

**Units Sold**  
158



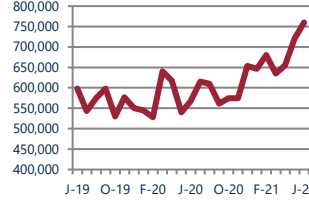
**Up 28%**  
Vs. Year Ago

**Active Inventory**  
77



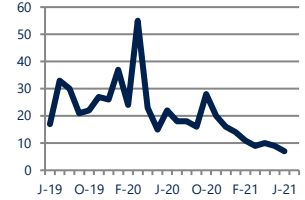
**Down -13%**  
Vs. Year Ago

**Median Sale Price**  
\$760,000

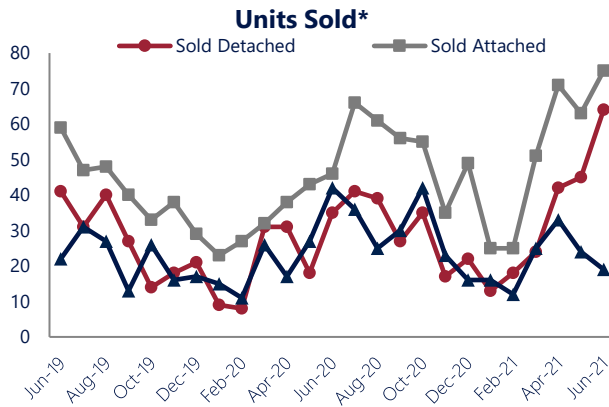


**Up 34%**  
Vs. Year Ago

**Days On Market**  
7



**Down -68%**  
Vs. Year Ago

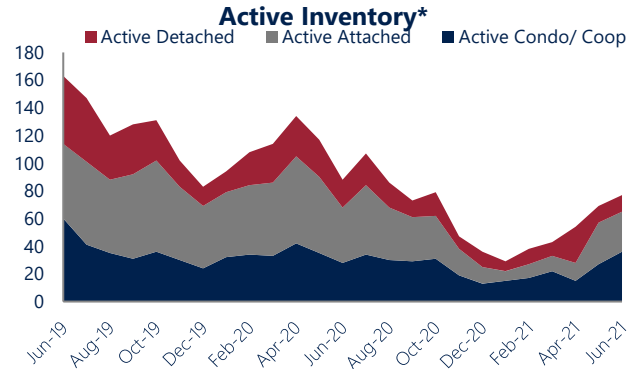


**Units Sold**

There was an increase in total units sold in June, with 158 sold this month in Broadlands and Brambleton versus 132 last month, an increase of 20%. This month's total units sold was higher than at this time last year, an increase of 28% versus June 2020.

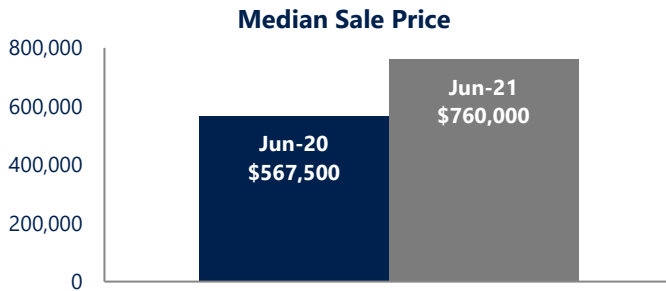
**Active Inventory**

Versus last year, the total number of homes available this month is lower by 11 units or 13%. The total number of active inventory this June was 77 compared to 88 in June 2020. This month's total of 77 is higher than the previous month's total supply of available inventory of 69, an increase of 12%.



**Median Sale Price**

Last June, the median sale price for Broadlands and Brambleton Homes was \$567,500. This June, the median sale price was \$760,000, an increase of \$192,500 compared to last year. The current median sold price is higher than in May.



Median sale price is the middle sale price in a given month. The same number of properties are above & below the median.

Broadlands and Brambleton are defined as properties listed in zip code/s 20148.

\*Detached, Attached, and Condo varies by local area Multiple Listing Service (MLS) definition. For more information regarding your specific market, contact one of Long & Foster's knowledgeable and experienced sales associates. Information included in this report is based on data supplied by BRIGHTMLS and its member Association(s) of REALTORS, who are not responsible for its accuracy. Does not reflect all activity in the marketplace. Information contained in this report is deemed reliable but not guaranteed, should be independently verified, and does not constitute an opinion of BRIGHTMLS or Long & Foster Real Estate, Inc.





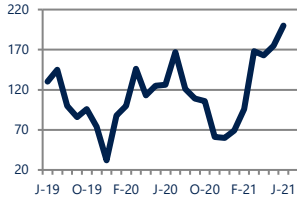
## Focus On: Broadlands and Brambleton Housing Market

June 2021

Zip Code(s): 20148

### New Listings

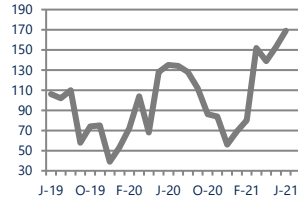
200



Up 59%  
Vs. Year Ago

### Current Contracts

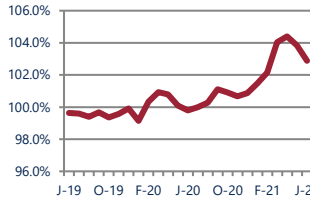
169



Up 25%  
Vs. Year Ago

### Sold Vs. List Price

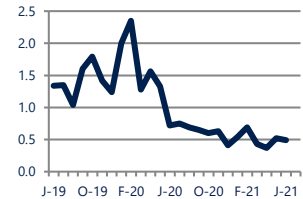
102.9%



Up 3.1%  
Vs. Year Ago

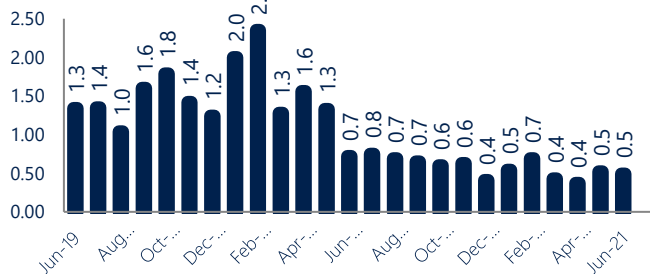
### Months of Supply

0.5



Down -32%  
Vs. Year Ago

### Months Of Supply



### Months of Supply

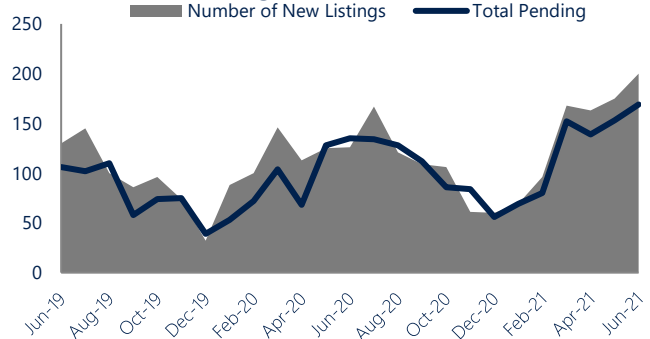
In June, there was 0.5 months of supply available in Broadlands and Brambleton, compared to 0.7 in June 2020. That is a decrease of 32% versus a year ago.

Months of supply is calculated by dividing current inventory by current sales. It indicates how many months would be needed to sell all of the inventory available at the current rate of demand.

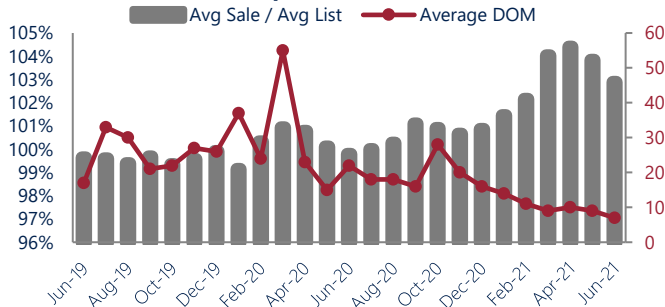
### New Listings & Current Contracts

This month there were 200 homes newly listed for sale in Broadlands and Brambleton compared to 126 in June 2020, an increase of 59%. There were 169 current contracts pending sale this June compared to 135 a year ago. The number of current contracts is 25% higher than last June.

### New Listings & Current Contracts



### Sale Price/ List Price & DOM



### Sale Price to List Price Ratio

In June, the average sale price in Broadlands and Brambleton was 102.9% of the average list price, which is 3.1% higher than at this time last year.

### Days On Market

This month, the average number of days on market was 7, lower than the average last year, which was 22, a decrease of 68%.

Broadlands and Brambleton are defined as properties listed in zip code/s 20148.

\*Detached, Attached, and Condo varies by local area Multiple Listing Service (MLS) definition. For more information regarding your specific market, contact one of Long & Foster's knowledgeable and experienced sales associates.

Information included in this report is based on data supplied by BRIGHTMLS and its member Association(s) of REALTORS, who are not responsible for its accuracy. Does not reflect all activity in the marketplace. Information contained in this report is deemed reliable but not guaranteed, should be independently verified, and does not constitute an opinion of BRIGHTMLS or Long & Foster Real Estate, Inc.

