



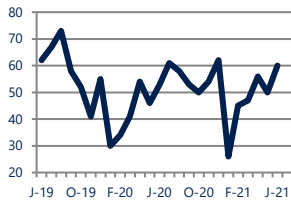
**Focus On: Bon Air and Huguenot Farms Housing Market**

June 2021

Zip Code(s): 23235

**Units Sold**

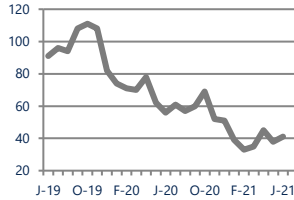
60



**Up 13%**  
Vs. Year Ago

**Active Inventory**

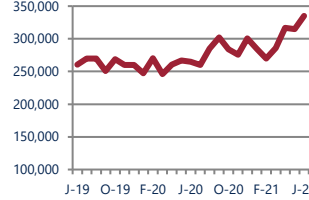
41



**Down -27%**  
Vs. Year Ago

**Median Sale Price**

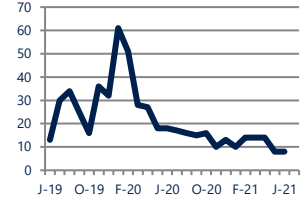
\$335,050



**Up 26%**  
Vs. Year Ago

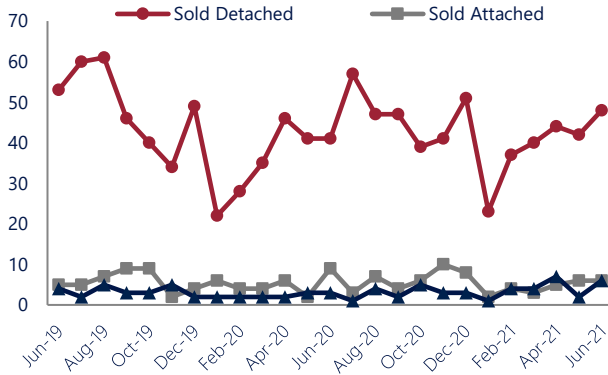
**Days On Market**

8



**Down -56%**  
Vs. Year Ago

**Units Sold\***



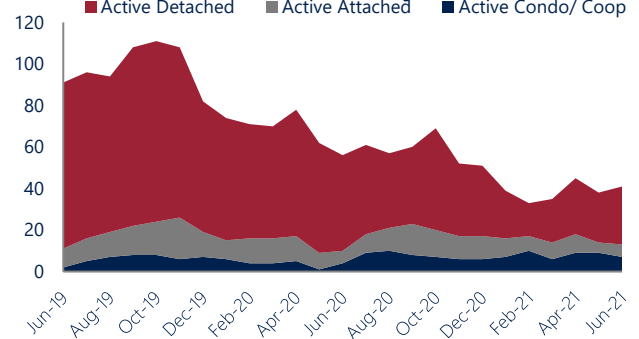
**Units Sold**

There was an increase in total units sold in June, with 60 sold this month in Bon Air and Huguenot Farms versus 50 last month, an increase of 20%. This month's total units sold was higher than at this time last year, an increase of 13% versus June 2020.

**Active Inventory**

Versus last year, the total number of homes available this month is lower by 15 units or 27%. The total number of active inventory this June was 41 compared to 56 in June 2020. This month's total of 41 is higher than the previous month's total supply of available inventory of 38, an increase of 8%.

**Active Inventory\***



**Median Sale Price**



**Median Sale Price**

Last June, the median sale price for Bon Air and Huguenot Farms Homes was \$265,000. This June, the median sale price was \$335,050, an increase of \$70,050 compared to last year. The current median sold price is higher than in May.

Median sale price is the middle sale price in a given month. The same number of properties are above & below the median.

Bon Air and Huguenot Farms are defined as properties listed in zip code/s 23235.

\*Detached, Attached, and Condo varies by local area Multiple Listing Service (MLS) definition. For more information regarding your specific market, contact one of Long & Foster's knowledgeable and experienced sales associates.

Information included in this report is based on data supplied by CVRMLS and its member Association(s) of REALTORS, who are not responsible for its accuracy. Does not reflect all activity in the marketplace. Information contained in this report is deemed reliable but not guaranteed, should be independently verified, and does not constitute an opinion of CVRMLS or Long & Foster Real Estate, Inc.





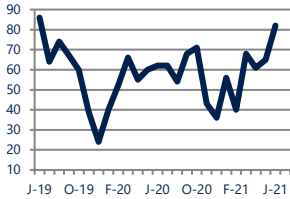
## Focus On: Bon Air and Huguenot Farms Housing Market

June 2021

Zip Code(s): 23235

### New Listings

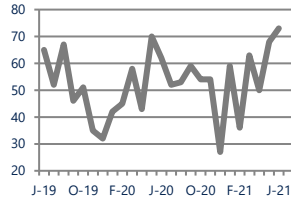
82



Up 32%  
Vs. Year Ago

### Current Contracts

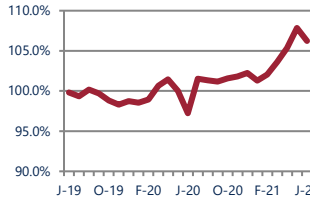
73



Up 18%  
Vs. Year Ago

### Sold Vs. List Price

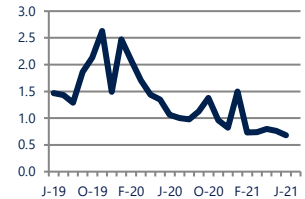
106.3%



Up  
Vs. Year Ago

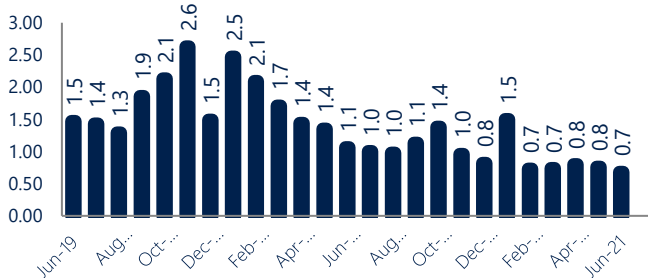
### Months of Supply

0.7



Down -36%  
Vs. Year Ago

### Months Of Supply



### New Listings & Current Contracts

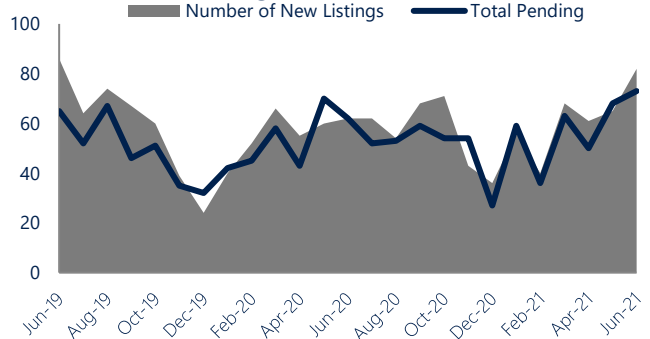
This month there were 82 homes newly listed for sale in Bon Air and Huguenot Farms compared to 62 in June 2020, an increase of 32%. There were 73 current contracts pending sale this June compared to 62 a year ago. The number of current contracts is 18% higher than last June.

### Months of Supply

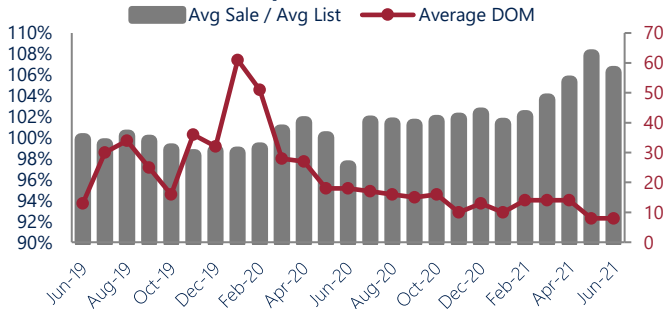
In June, there was 0.7 months of supply available in Bon Air and Huguenot Farms, compared to 1.1 in June 2020. That is a decrease of 35% versus a year ago.

Months of supply is calculated by dividing current inventory by current sales. It indicates how many months would be needed to sell all of the inventory available at the current rate of demand.

### New Listings & Current Contracts



### Sale Price/ List Price & DOM



### Sale Price to List Price Ratio

In June, the average sale price in Bon Air and Huguenot Farms was 106.3% of the average list price, which is higher than at this time last year.

### Days On Market

This month, the average number of days on market was 8, lower than the average last year, which was 18, a decrease of 56%.

Bon Air and Huguenot Farms are defined as properties listed in zip code/s 23235.

\*Detached, Attached, and Condo varies by local area Multiple Listing Service (MLS) definition. For more information regarding your specific market, contact one of Long & Foster's knowledgeable and experienced sales associates.

Information included in this report is based on data supplied by CVRMLS and its member Association(s) of REALTORS, who are not responsible for its accuracy. Does not reflect all activity in the marketplace. Information contained in this report is deemed reliable but not guaranteed, should be independently verified, and does not constitute an opinion of CVRMLS or Long & Foster Real Estate, Inc.

