



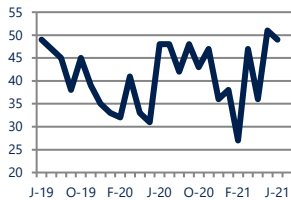
Focus On: Barton Heights and Highland Park Housing Market

June 2021

Zip Code(s): 23222

Units Sold

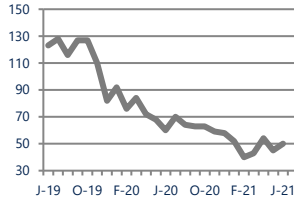
49



Up 2%
Vs. Year Ago

Active Inventory

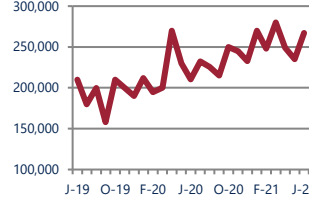
50



Down -17%
Vs. Year Ago

Median Sale Price

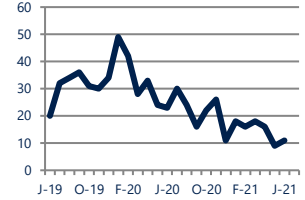
\$267,000



Up 27%
Vs. Year Ago

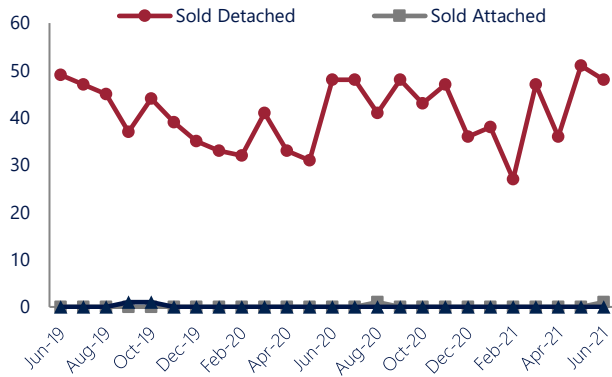
Days On Market

11



Down -52%
Vs. Year Ago

Units Sold*



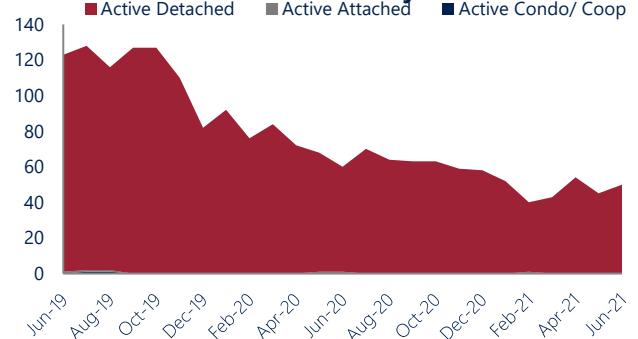
Units Sold

There was a decrease in total units sold in June, with 49 sold this month in Barton Heights and Highland Park versus 51 last month, a decrease of 4%. This month's total units sold was higher than at this time last year, an increase of 2% versus June 2020.

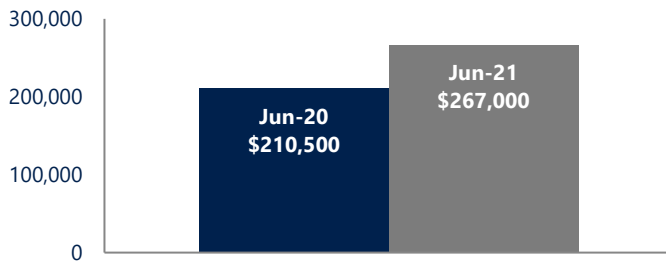
Active Inventory

Versus last year, the total number of homes available this month is lower by 10 units or 17%. The total number of active inventory this June was 50 compared to 60 in June 2020. This month's total of 50 is higher than the previous month's total supply of available inventory of 45, an increase of 11%.

Active Inventory*



Median Sale Price



Median Sale Price

Last June, the median sale price for Barton Heights and Highland Park Homes was \$210,500. This June, the median sale price was \$267,000, an increase of \$56,500 compared to last year. The current median sold price is higher than in May.

Median sale price is the middle sale price in a given month. The same number of properties are above & below the median.

Barton Heights and Highland Park are defined as properties listed in zip code/s 23222.

*Detached, Attached, and Condo varies by local area Multiple Listing Service (MLS) definition. For more information regarding your specific market, contact one of Long & Foster's knowledgeable and experienced sales associates.

Information included in this report is based on data supplied by CVRMLS and its member Association(s) of REALTORS, who are not responsible for its accuracy. Does not reflect all activity in the marketplace. Information contained in this report is deemed reliable but not guaranteed, should be independently verified, and does not constitute an opinion of CVRMLS or Long & Foster Real Estate, Inc.





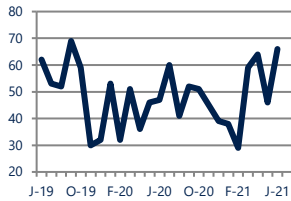
Focus On: Barton Heights and Highland Park Housing Market

June 2021

Zip Code(s): 23222

New Listings

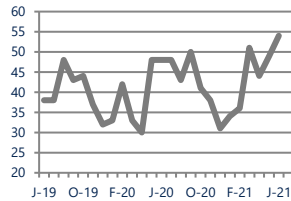
66



Up 40%
Vs. Year Ago

Current Contracts

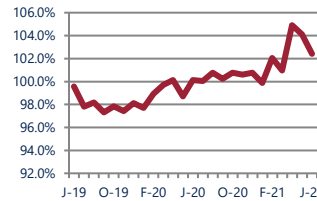
54



Up 13%
Vs. Year Ago

Sold Vs. List Price

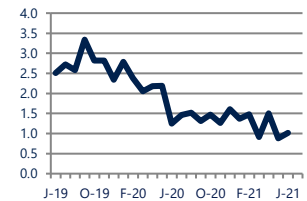
102.4%



Up 2.3%
Vs. Year Ago

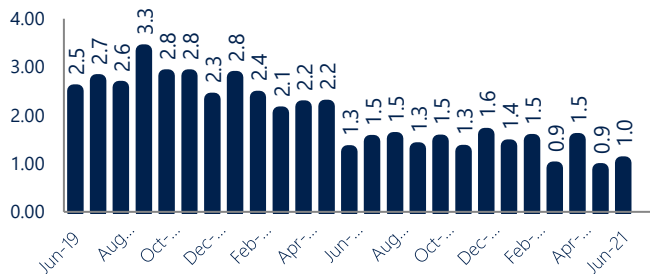
Months of Supply

1.0



Down -18%
Vs. Year Ago

Months Of Supply



New Listings & Current Contracts

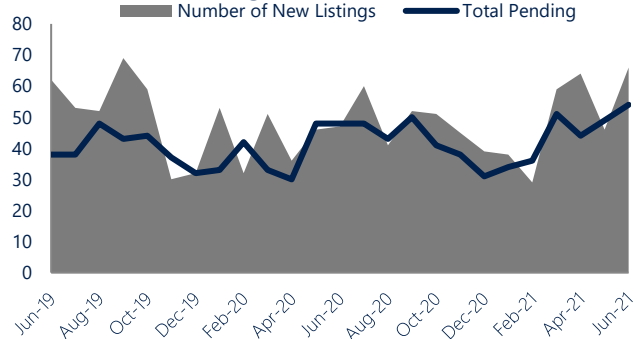
This month there were 66 homes newly listed for sale in Barton Heights and Highland Park compared to 47 in June 2020, an increase of 40%. There were 54 current contracts pending sale this June compared to 48 a year ago. The number of current contracts is 13% higher than last June.

Months of Supply

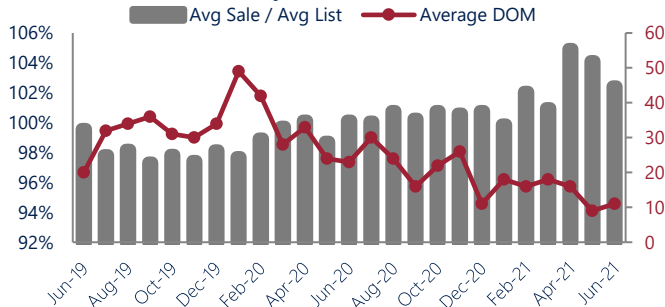
In June, there was 1.0 months of supply available in Barton Heights and Highland Park, compared to 1.3 in June 2020. That is a decrease of 18% versus a year ago.

Months of supply is calculated by dividing current inventory by current sales. It indicates how many months would be needed to sell all of the inventory available at the current rate of demand.

New Listings & Current Contracts



Sale Price/ List Price & DOM



Sale Price to List Price Ratio

In June, the average sale price in Barton Heights and Highland Park was 102.4% of the average list price, which is 2.3% higher than at this time last year.

Days On Market

This month, the average number of days on market was 11, lower than the average last year, which was 23, a decrease of 52%.

Barton Heights and Highland Park are defined as properties listed in zip code/s 23222.

*Detached, Attached, and Condo varies by local area Multiple Listing Service (MLS) definition. For more information regarding your specific market, contact one of Long & Foster's knowledgeable and experienced sales associates.

Information included in this report is based on data supplied by CVRMLS and its member Association(s) of REALTORS, who are not responsible for its accuracy. Does not reflect all activity in the marketplace. Information contained in this report is deemed reliable but not guaranteed, should be independently verified, and does not constitute an opinion of CVRMLS or Long & Foster Real Estate, Inc.

