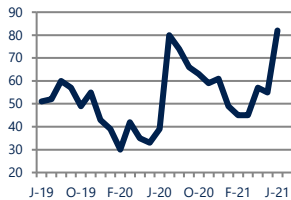




Zip Code(s): 17222, 17237 and 17268

### Units Sold

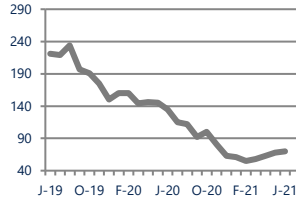
82



**Up**  
Vs. Year Ago

### Active Inventory

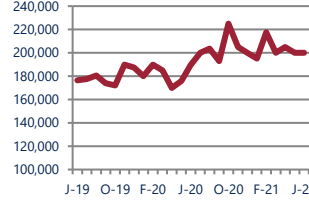
70



**Down -48%**  
Vs. Year Ago

### Median Sale Price

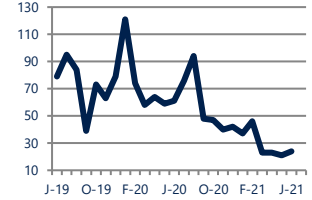
\$200,000



**Up 6%**  
Vs. Year Ago

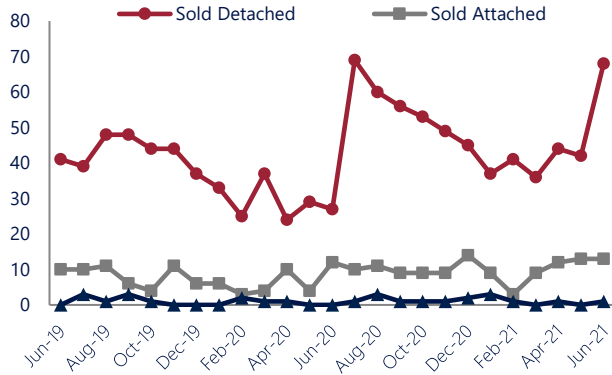
### Days On Market

24



**Down -61%**  
Vs. Year Ago

### Units Sold\*



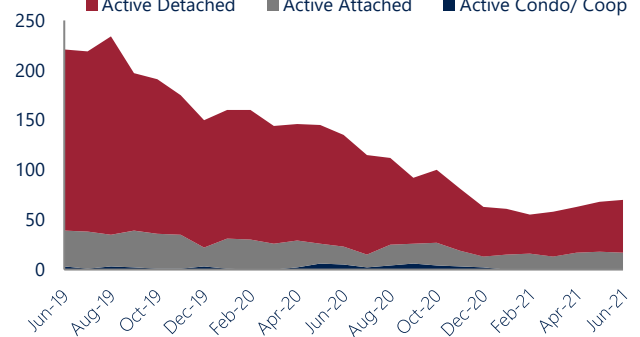
### Units Sold

There was an increase in total units sold in June, with 82 sold this month in Waynesboro, Fayetteville, and Wayne Heights. This month's total units sold was higher than at this time last year.

### Active Inventory

Versus last year, the total number of homes available this month is lower by 65 units or 48%. The total number of active inventory this June was 70 compared to 135 in June 2020. This month's total of 70 is higher than the previous month's total supply of available inventory of 68, an increase of 3%.

### Active Inventory\*



### Median Sale Price



### Median Sale Price

Last June, the median sale price for Waynesboro, Fayetteville, and Wayne Heights Homes was \$189,500. This June, the median sale price was \$200,000, an increase of 6% or \$10,500 compared to last year. The current median sold price is approximately the same as the median price in May.

Median sale price is the middle sale price in a given month. The same number of properties are above & below the median.

Waynesboro, Fayetteville, and Wayne Heights are defined as properties listed in zip code/s 17222, 17237 and 17268.

\*Detached, Attached, and Condo varies by local area Multiple Listing Service (MLS) definition. For more information regarding your specific market, contact one of Long & Foster's knowledgeable and experienced sales associates. Information included in this report is based on data supplied by BRIGHTMLS and its member Association(s) of REALTORS, who are not responsible for its accuracy. Does not reflect all activity in the marketplace. Information contained in this report is deemed reliable but not guaranteed, should be independently verified, and does not constitute an opinion of BRIGHTMLS or Long & Foster Real Estate, Inc.

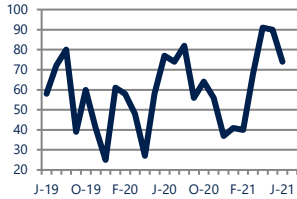




Zip Code(s): 17222, 17237 and 17268

### New Listings

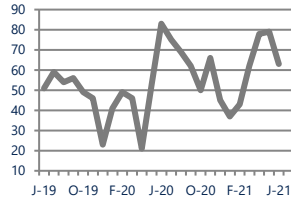
74



Down -4%  
Vs. Year Ago

### Current Contracts

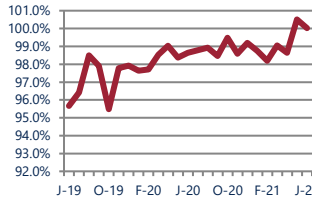
63



Down -24%  
Vs. Year Ago

### Sold Vs. List Price

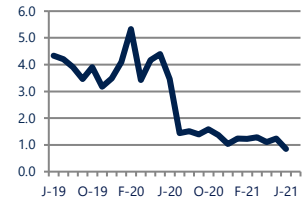
100.0%



Up 1.4%  
Vs. Year Ago

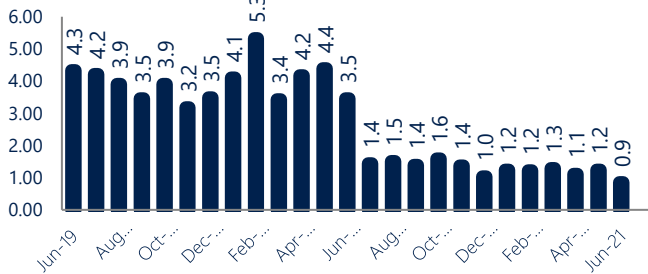
### Months of Supply

0.9



Down -75%  
Vs. Year Ago

### Months Of Supply



### New Listings & Current Contracts

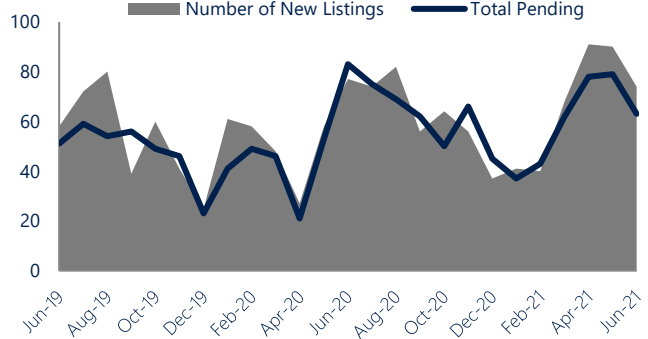
This month there were 74 homes newly listed for sale in Waynesboro, Fayetteville, and Wayne Heights compared to 77 in June 2020, a decrease of 4%. There were 63 current contracts pending sale this June compared to 83 a year ago. The number of current contracts is 24% lower than last June.

### Months of Supply

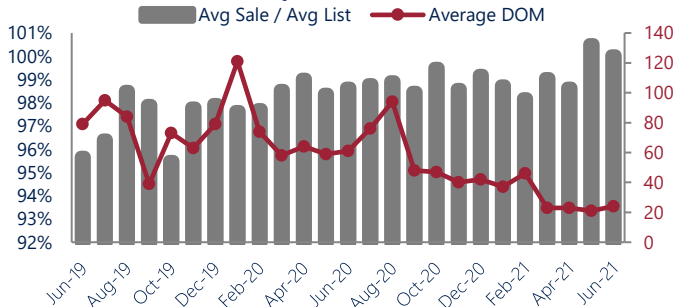
In June, there was 0.9 months of supply available in Waynesboro, Fayetteville, and Wayne Heights, compared to 3.5 in June 2020. That is a decrease of 75% versus a year ago.

Months of supply is calculated by dividing current inventory by current sales. It indicates how many months would be needed to sell all of the inventory available at the current rate of demand.

### New Listings & Current Contracts



### Sale Price/ List Price & DOM



### Sale Price to List Price Ratio

In June, the average sale price in Waynesboro, Fayetteville, and Wayne Heights was 100.0% of the average list price, which is 1.4% higher than at this time last year.

### Days On Market

This month, the average number of days on market was 24, lower than the average last year, which was 61, a decrease of 61%.



Waynesboro, Fayetteville, and Wayne Heights are defined as properties listed in zip code/s 17222, 17237 and 17268.

\*Detached, Attached, and Condo varies by local area Multiple Listing Service (MLS) definition. For more information regarding your specific market, contact one of Long & Foster's knowledgeable and experienced sales associates.

Information included in this report is based on data supplied by BRIGHTMLS and its member Association(s) of REALTORS, who are not responsible for its accuracy. Does not reflect all activity in the marketplace. Information contained in this report is deemed reliable but not guaranteed, should be independently verified, and does not constitute an opinion of BRIGHTMLS or Long & Foster Real Estate, Inc.

