



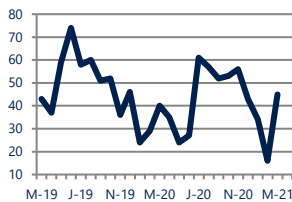
## Focus On: Warminster Housing Market

March 2021

Zip Code(s): 18974

### Units Sold

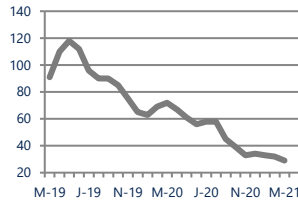
45



Up 13%  
Vs. Year Ago

### Active Inventory

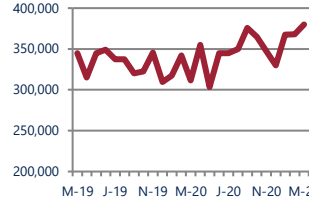
29



Down -60%  
Vs. Year Ago

### Median Sale Price

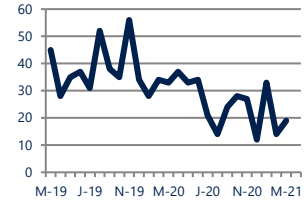
\$380,000



Up 22%  
Vs. Year Ago

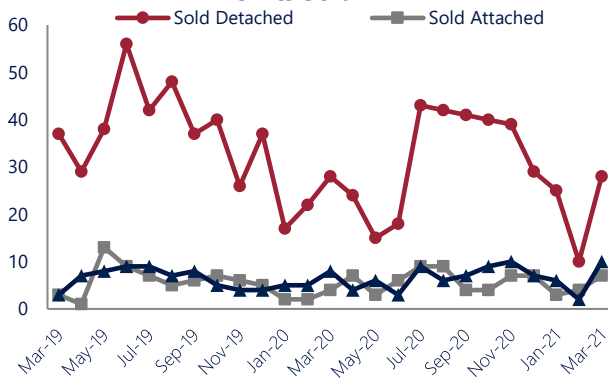
### Days On Market

19



Down -42%  
Vs. Year Ago

### Units Sold\*



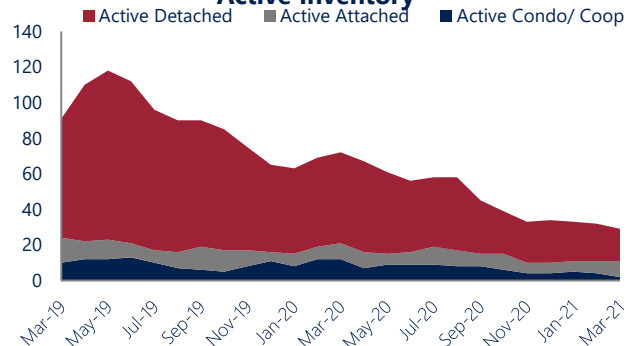
### Units Sold

There was an increase in total units sold in March, with 45 sold this month in Warminster. This month's total units sold was higher than at this time last year.

### Active Inventory

Versus last year, the total number of homes available this month is lower by 43 units or 60%. The total number of active inventory this March was 29 compared to 72 in March 2020. This month's total of 29 is lower than the previous month's total supply of available inventory of 32, a decrease of 9%.

### Active Inventory\*



### Median Sale Price



### Median Sale Price

Last March, the median sale price for Warminster Homes was \$311,500. This March, the median sale price was \$380,000, an increase of 22% or \$68,500 compared to last year. The current median sold price is 3% higher than in February.

Median sale price is the middle sale price in a given month. The same number of properties are above & below the median.

Warminster are defined as properties listed in zip code/s 18974.

\*Detached, Attached, and Condo varies by local area Multiple Listing Service (MLS) definition. For more information regarding your specific market, contact one of Long & Foster's knowledgeable and experienced sales associates. Information included in this report is based on data supplied by BRIGHTMLS and its member Association(s) of REALTORS, who are not responsible for its accuracy. Does not reflect all activity in the marketplace. Information contained in this report is deemed reliable but not guaranteed, should be independently verified, and does not constitute an opinion of BRIGHTMLS or Long & Foster Real Estate, Inc.





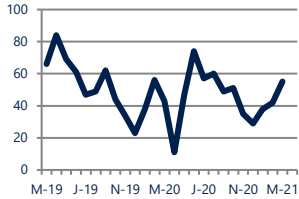
## Focus On: Warminster Housing Market

March 2021

Zip Code(s): 18974

### New Listings

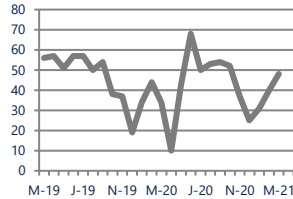
55



Up 28%  
Vs. Year Ago

### Current Contracts

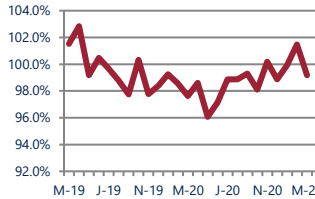
48



Up 41%  
Vs. Year Ago

### Sold Vs. List Price

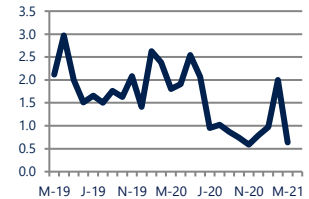
99.2%



Up 1.6%  
Vs. Year Ago

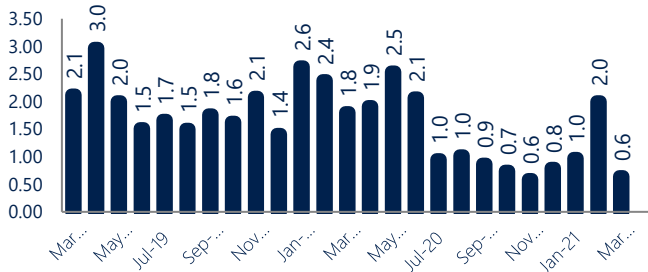
### Months of Supply

0.6



Down -64%  
Vs. Year Ago

### Months Of Supply



### Months of Supply

In March, there was 0.6 months of supply available in Warminster, compared to 1.8 in March 2020. That is a decrease of 64% versus a year ago.

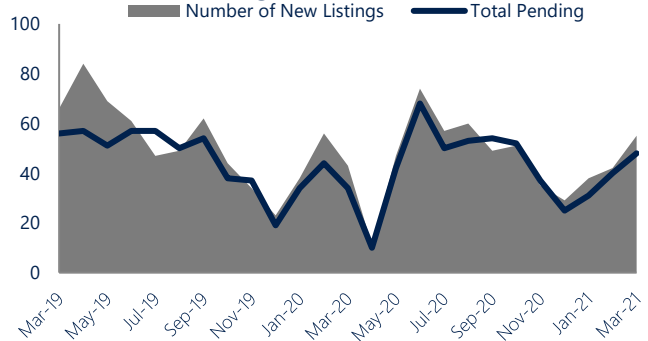
Months of supply is calculated by dividing current inventory by current sales. It indicates how many months would be needed to sell all of the inventory available at the current rate of demand.

### New Listings & Current Contracts

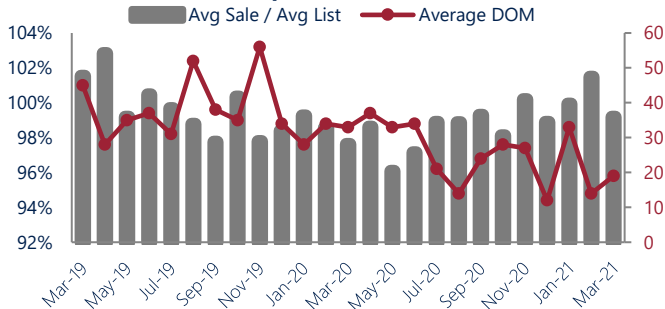
This month there were 55 homes newly listed for sale in Warminster compared to 43 in March 2020, an increase of 28%.

There were 48 current contracts pending sale this March compared to 34 a year ago. The number of current contracts is 41% higher than last March.

### New Listings & Current Contracts



### Sale Price/ List Price & DOM



### Sale Price to List Price Ratio

In March, the average sale price in Warminster was 99.2% of the average list price, which is 1.6% higher than at this time last year.

### Days On Market

This month, the average number of days on market was 19, lower than the average last year, which was 33, a decrease of 42%.

Warminster are defined as properties listed in zip code/s 18974.

\*Detached, Attached, and Condo varies by local area Multiple Listing Service (MLS) definition. For more information regarding your specific market, contact one of Long & Foster's knowledgeable and experienced sales associates.

Information included in this report is based on data supplied by BRIGHTMLS and its member Association(s) of REALTORS, who are not responsible for its accuracy. Does not reflect all activity in the marketplace. Information contained in this report is deemed reliable but not guaranteed, should be independently verified, and does not constitute an opinion of BRIGHTMLS or Long & Foster Real Estate, Inc.

