



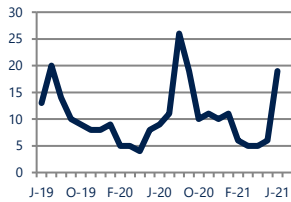
Focus On: Warminster and Jamison Housing Market

June 2021

Zip Code(s): 18974 and 18929

Units Sold

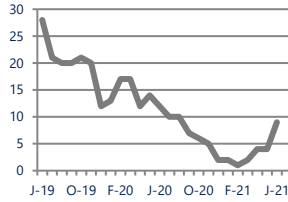
19



Up
Vs. Year Ago

Active Inventory

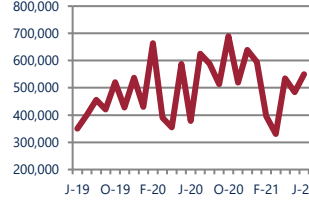
9



Down -25%
Vs. Year Ago

Median Sale Price

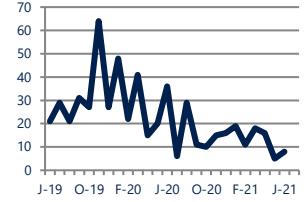
\$550,000



Up
Vs. Year Ago

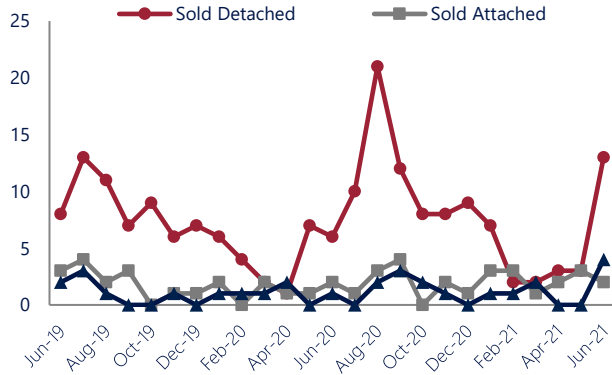
Days On Market

8



Down
Vs. Year Ago

Units Sold*



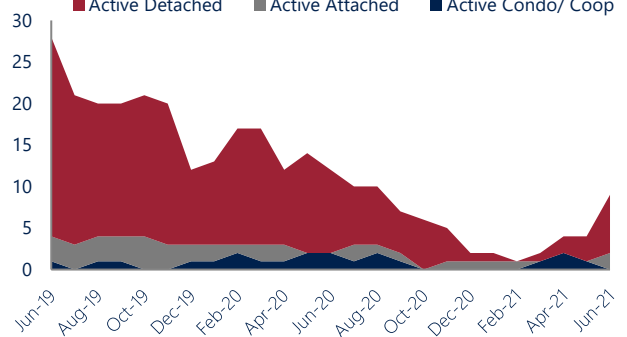
Units Sold

With relatively few transactions, there was an increase in total units sold in June, with 19 sold this month in Warminster and Jamison. This month's total units sold was higher than at this time last year, an increase from June 2020.


Active Inventory

Versus last year, the total number of homes available this month is lower by 3 units or 25%. The total number of active inventory this June was 9 compared to 12 in June 2020. This month's total of 9 is higher than the previous month's total supply of available inventory of 4, an increase of 125%.

Active Inventory*



Median Sale Price



Median Sale Price

Due to the relatively small number of units sold, the median sale price showed significant change this month. Last June, the median sale price for Warminster and Jamison Homes was \$378,000. This June, the median sale price was \$550,000, an increase of \$172,000 compared to last year. The current median sold price is higher than in May. Median sale price is the middle sale price in a given month. The same number of properties are above & below the median.

Warminster and Jamison are defined as properties listed in zip code/s 18974 and 18929.

*Detached, Attached, and Condo varies by local area Multiple Listing Service (MLS) definition. For more information regarding your specific market, contact one of Long & Foster's knowledgeable and experienced sales associates. Information included in this report is based on data supplied by BRIGHTMLS and its member Association(s) of REALTORS, who are not responsible for its accuracy. Does not reflect all activity in the marketplace. Information contained in this report is deemed reliable but not guaranteed, should be independently verified, and does not constitute an opinion of BRIGHTMLS or Long & Foster Real Estate, Inc.





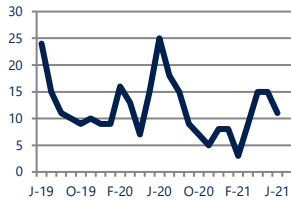
Focus On: Warminster and Jamison Housing Market

June 2021

Zip Code(s): 18974 and 18929

New Listings

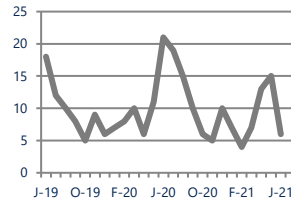
11



Down -56%
Vs. Year Ago

Current Contracts

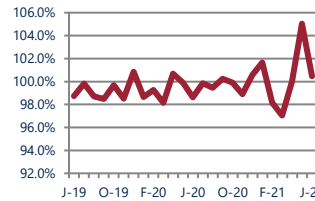
6



Down -71%
Vs. Year Ago

Sold Vs. List Price

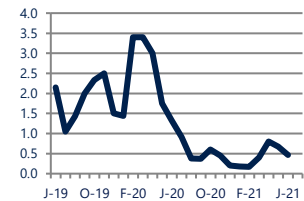
100.5%



Up 1.9%
Vs. Year Ago

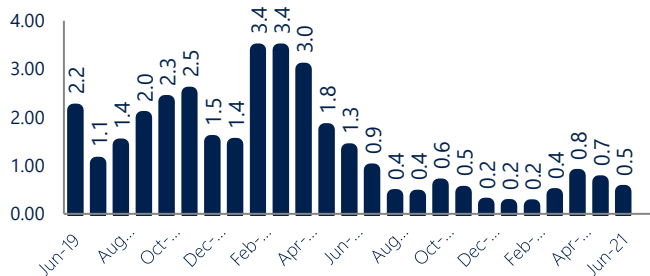
Months of Supply

0.5



Down -65%
Vs. Year Ago

Months Of Supply



Months of Supply

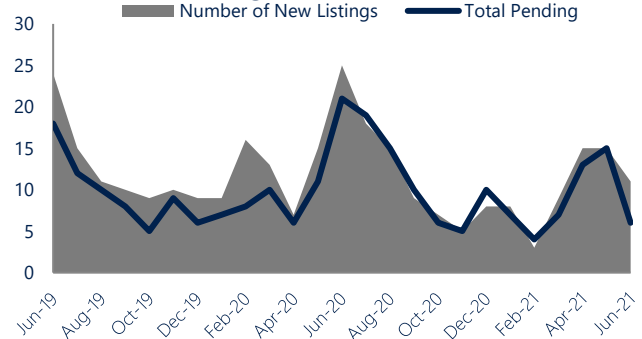
In June, there was 0.5 months of supply available in Warminster and Jamison, compared to 1.3 in June 2020. That is a decrease of 64% versus a year ago.

Months of supply is calculated by dividing current inventory by current sales. It indicates how many months would be needed to sell all of the inventory available at the current rate of demand.

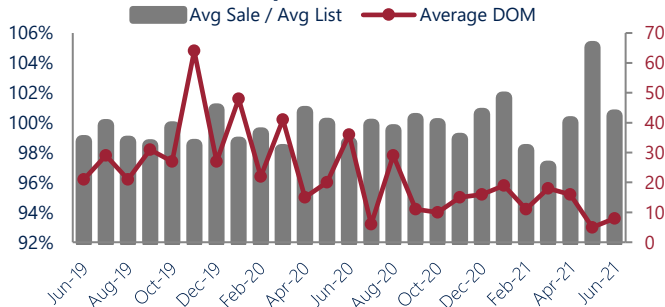
New Listings & Current Contracts

This month there were 11 homes newly listed for sale in Warminster and Jamison compared to 25 in June 2020, a decrease of 56%. There were 6 current contracts pending sale this June compared to 21 a year ago. The number of current contracts is 71% lower than last June.

New Listings & Current Contracts



Sale Price/ List Price & DOM



Sale Price to List Price Ratio

In June, the average sale price in Warminster and Jamison was 100.5% of the average list price, which is 1.9% higher than at this time last year.

Days On Market

This month, the average number of days on market was 8, lower than the average last year, which was 36. This decrease was impacted by the limited number of sales.

Warminster and Jamison are defined as properties listed in zip code/s 18974 and 18929.

*Detached, Attached, and Condo varies by local area Multiple Listing Service (MLS) definition. For more information regarding your specific market, contact one of Long & Foster's knowledgeable and experienced sales associates.

Information included in this report is based on data supplied by BRIGHTMLS and its member Association(s) of REALTORS, who are not responsible for its accuracy. Does not reflect all activity in the marketplace. Information contained in this report is deemed reliable but not guaranteed, should be independently verified, and does not constitute an opinion of BRIGHTMLS or Long & Foster Real Estate, Inc.

