



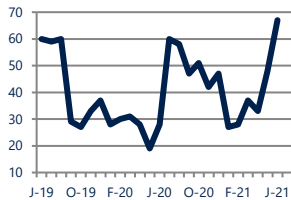
## Focus On: Southampton and Holland Housing Market

June 2021

Zip Code(s): 18966

### Units Sold

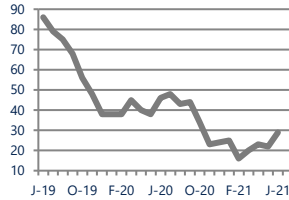
67



Up  
Vs. Year Ago

### Active Inventory

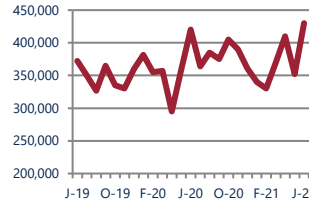
29



Down -37%  
Vs. Year Ago

### Median Sale Price

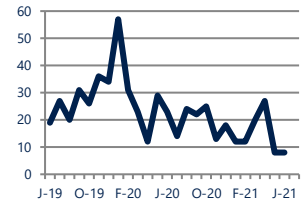
\$430,000



Up 2%  
Vs. Year Ago

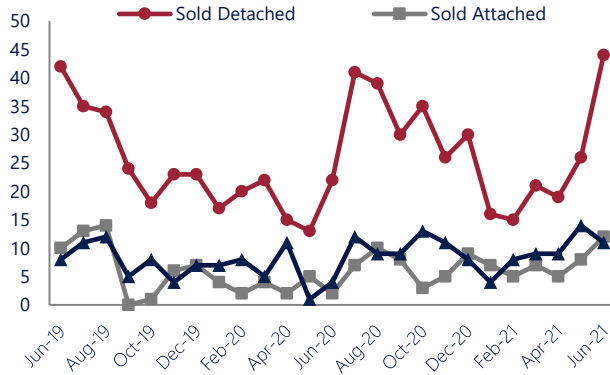
### Days On Market

8



Down -65%  
Vs. Year Ago

### Units Sold\*



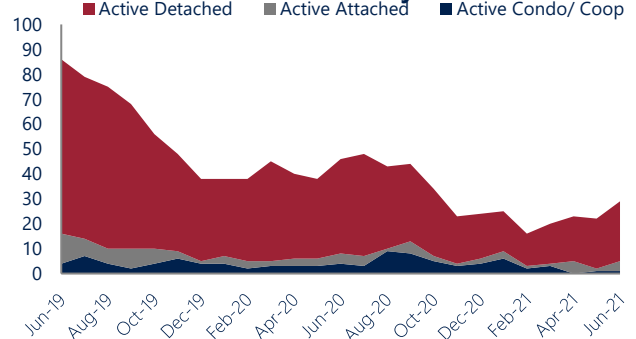
### Units Sold

There was an increase in total units sold in June, with 67 sold this month in Southampton and Holland. This month's total units sold was higher than at this time last year.

### Active Inventory

Versus last year, the total number of homes available this month is lower by 17 units or 37%. The total number of active inventory this June was 29 compared to 46 in June 2020. This month's total of 29 is higher than the previous month's total supply of available inventory of 22, an increase of 32%.

### Active Inventory\*



### Median Sale Price



### Median Sale Price

Last June, the median sale price for Southampton and Holland Homes was \$420,000. This June, the median sale price was \$430,000, an increase of 2% or \$10,000 compared to last year. The current median sold price is 22% higher than in May.

Median sale price is the middle sale price in a given month. The same number of properties are above & below the median.

Southampton and Holland are defined as properties listed in zip code/s 18966.

\*Detached, Attached, and Condo varies by local area Multiple Listing Service (MLS) definition. For more information regarding your specific market, contact one of Long & Foster's knowledgeable and experienced sales associates. Information included in this report is based on data supplied by BRIGHTMLS and its member Association(s) of REALTORS, who are not responsible for its accuracy. Does not reflect all activity in the marketplace. Information contained in this report is deemed reliable but not guaranteed, should be independently verified, and does not constitute an opinion of BRIGHTMLS or Long & Foster Real Estate, Inc.





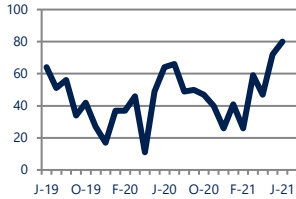
## Focus On: Southampton and Holland Housing Market

June 2021

Zip Code(s): 18966

### New Listings

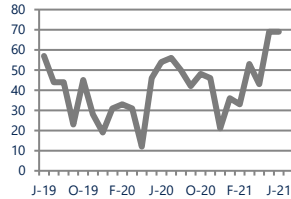
80



Up 25%  
Vs. Year Ago

### Current Contracts

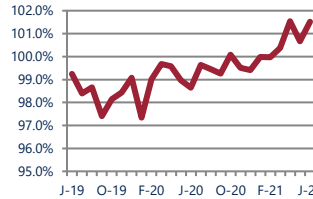
69



Up 28%  
Vs. Year Ago

### Sold Vs. List Price

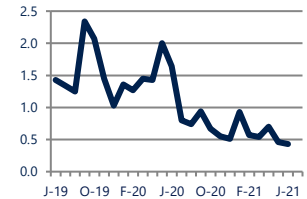
101.5%



Up 2.9%  
Vs. Year Ago

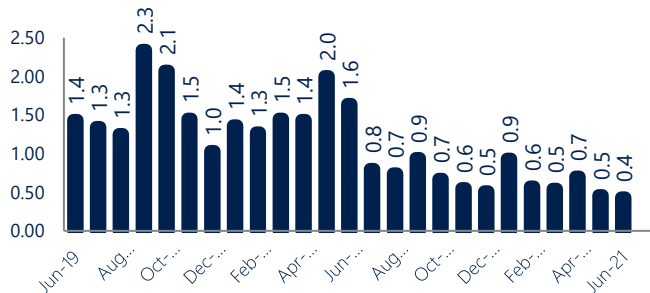
### Months of Supply

0.4



Down -74%  
Vs. Year Ago

### Months of Supply



### Months of Supply

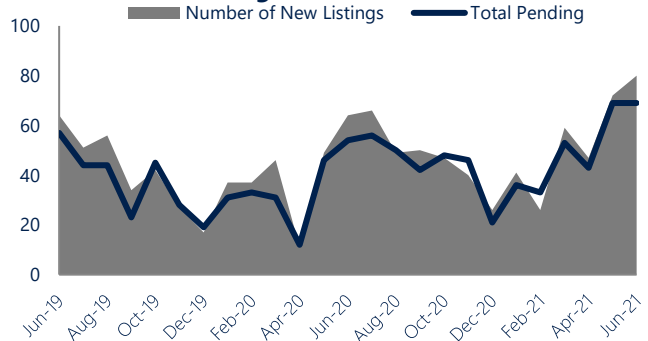
In June, there was 0.4 months of supply available in Southampton and Holland, compared to 1.6 in June 2020. That is a decrease of 74% versus a year ago.

Months of supply is calculated by dividing current inventory by current sales. It indicates how many months would be needed to sell all of the inventory available at the current rate of demand.

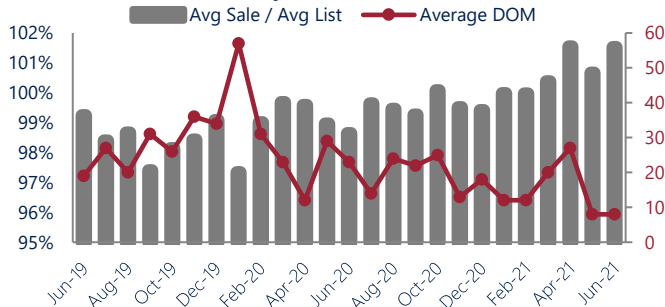
### New Listings & Current Contracts

This month there were 80 homes newly listed for sale in Southampton and Holland compared to 64 in June 2020, an increase of 25%. There were 69 current contracts pending sale this June compared to 54 a year ago. The number of current contracts remained stable as compared to last June.

### New Listings & Current Contracts



### Sale Price/ List Price & DOM



### Sale Price to List Price Ratio

In June, the average sale price in Southampton and Holland was 101.5% of the average list price, which is 2.9% higher than at this time last year.

### Days On Market

This month, the average number of days on market was 8, lower than the average last year, which was 23, a decrease of 65%.

Southampton and Holland are defined as properties listed in zip code/s 18966.

\*Detached, Attached, and Condo varies by local area Multiple Listing Service (MLS) definition. For more information regarding your specific market, contact one of Long & Foster's knowledgeable and experienced sales associates.

Information included in this report is based on data supplied by BRIGHTMLS and its member Association(s) of REALTORS, who are not responsible for its accuracy. Does not reflect all activity in the marketplace. Information contained in this report is deemed reliable but not guaranteed, should be independently verified, and does not constitute an opinion of BRIGHTMLS or Long & Foster Real Estate, Inc.

