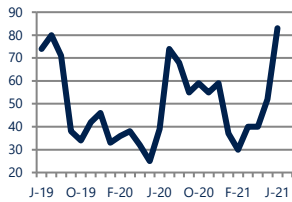




Zip Code(s): 18966 and 18954

Units Sold

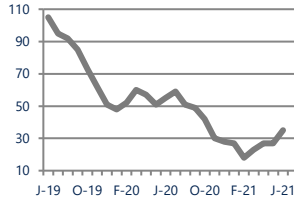
83



Up
Vs. Year Ago

Active Inventory

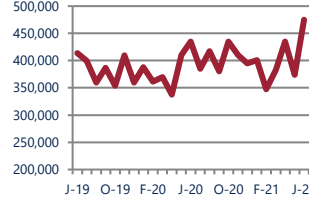
35



Down -36%
Vs. Year Ago

Median Sale Price

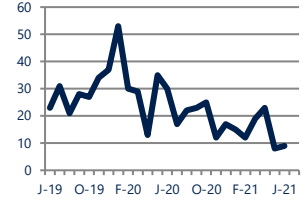
\$475,000



Up 9%
Vs. Year Ago

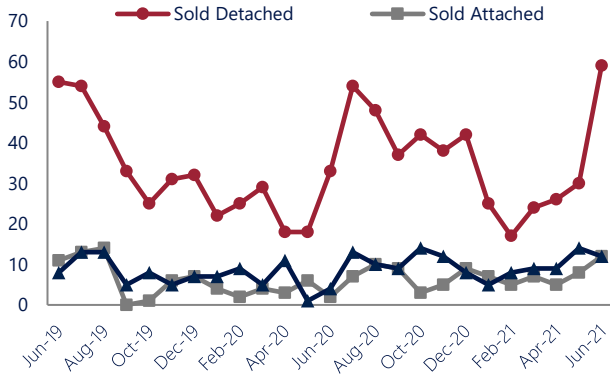
Days On Market

9



Down -70%
Vs. Year Ago

Units Sold*



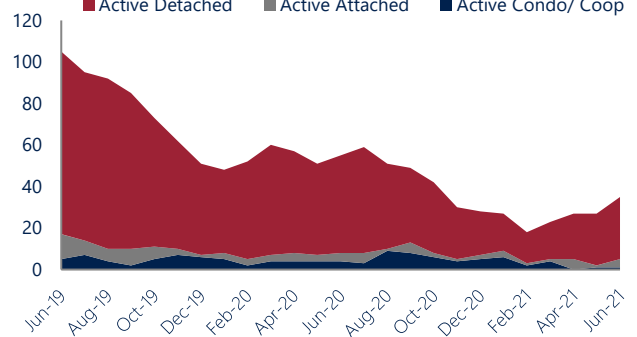
Units Sold

There was an increase in total units sold in June, with 83 sold this month in Southampton, Holland, and Richboro. This month's total units sold was higher than at this time last year.

Active Inventory

Versus last year, the total number of homes available this month is lower by 20 units or 36%. The total number of active inventory this June was 35 compared to 55 in June 2020. This month's total of 35 is higher than the previous month's total supply of available inventory of 27, an increase of 30%.

Active Inventory*



Median Sale Price



Median Sale Price

Last June, the median sale price for Southampton, Holland, and Richboro Homes was \$435,000. This June, the median sale price was \$475,000, an increase of \$40,000 compared to last year. The current median sold price is higher than in May.

Median sale price is the middle sale price in a given month. The same number of properties are above & below the median.

Southampton, Holland, and Richboro are defined as properties listed in zip code/s 18966 and 18954.

*Detached, Attached, and Condo varies by local area Multiple Listing Service (MLS) definition. For more information regarding your specific market, contact one of Long & Foster's knowledgeable and experienced sales associates. Information included in this report is based on data supplied by BRIGHTMLS and its member Association(s) of REALTORS, who are not responsible for its accuracy. Does not reflect all activity in the marketplace. Information contained in this report is deemed reliable but not guaranteed, should be independently verified, and does not constitute an opinion of BRIGHTMLS or Long & Foster Real Estate, Inc.

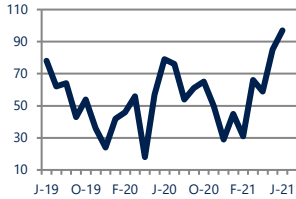




Zip Code(s): 18966 and 18954

New Listings

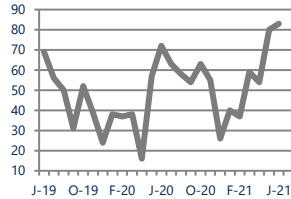
97



Up 23%
Vs. Year Ago

Current Contracts

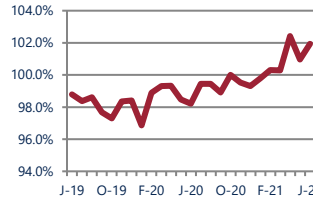
83



Up 15%
Vs. Year Ago

Sold Vs. List Price

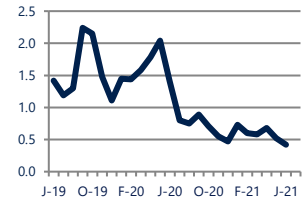
101.9%



Up 3.8%
Vs. Year Ago

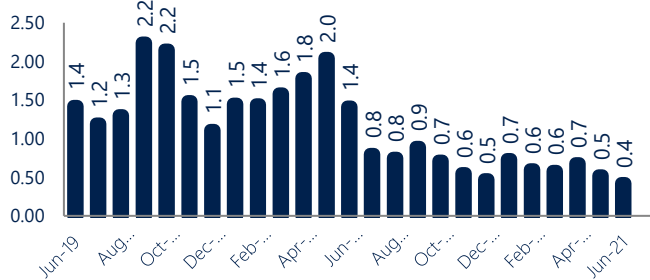
Months of Supply

0.4



Down -70%
Vs. Year Ago

Months Of Supply



New Listings & Current Contracts

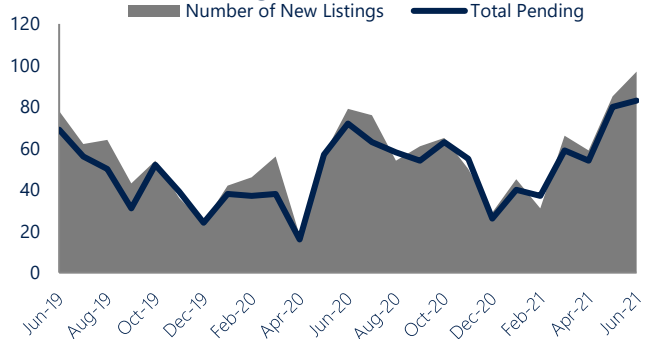
This month there were 97 homes newly listed for sale in Southampton, Holland, and Richboro compared to 79 in June 2020, an increase of 23%. There were 83 current contracts pending sale this June compared to 72 a year ago. The number of current contracts is 15% higher than last June.

Months of Supply

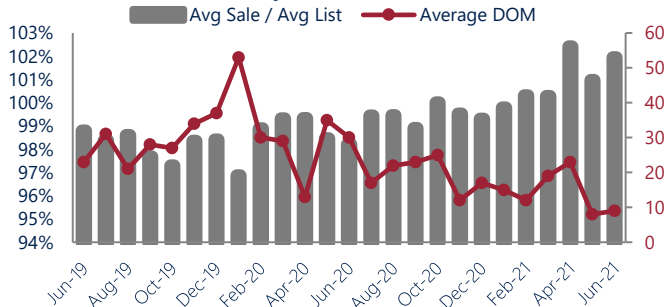
In June, there was 0.4 months of supply available in Southampton, Holland, and Richboro, compared to 1.4 in June 2020. That is a decrease of 70% versus a year ago.

Months of supply is calculated by dividing current inventory by current sales. It indicates how many months would be needed to sell all of the inventory available at the current rate of demand.

New Listings & Current Contracts



Sale Price/ List Price & DOM



Sale Price to List Price Ratio

In June, the average sale price in Southampton, Holland, and Richboro was 101.9% of the average list price, which is 3.7% higher than at this time last year.

Days On Market

This month, the average number of days on market was 9, lower than the average last year, which was 30, a decrease of 70%.

Southampton, Holland, and Richboro are defined as properties listed in zip code/s 18966 and 18954.

*Detached, Attached, and Condo varies by local area Multiple Listing Service (MLS) definition. For more information regarding your specific market, contact one of Long & Foster's knowledgeable and experienced sales associates.

Information included in this report is based on data supplied by BRIGHTMLS and its member Association(s) of REALTORS, who are not responsible for its accuracy. Does not reflect all activity in the marketplace. Information contained in this report is deemed reliable but not guaranteed, should be independently verified, and does not constitute an opinion of BRIGHTMLS or Long & Foster Real Estate, Inc.

