



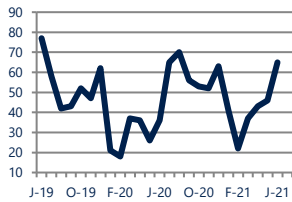
Focus On: Schwenksville and Harleysville Housing Market

June 2021

Zip Code(s): 19473, 19450, 19438, 19474 and 19430

Units Sold

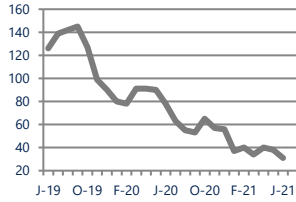
65



Up
Vs. Year Ago

Active Inventory

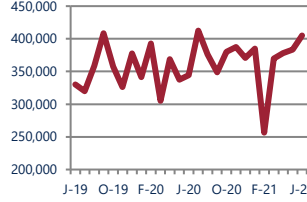
31



Down -60%
Vs. Year Ago

Median Sale Price

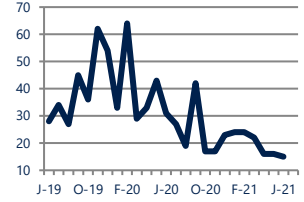
\$405,000



Up 18%
Vs. Year Ago

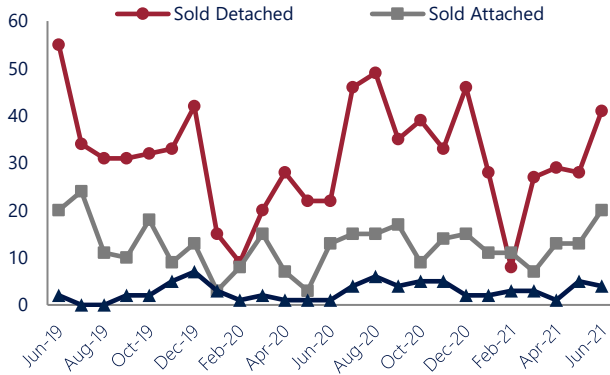
Days On Market

15



Down -52%
Vs. Year Ago

Units Sold*



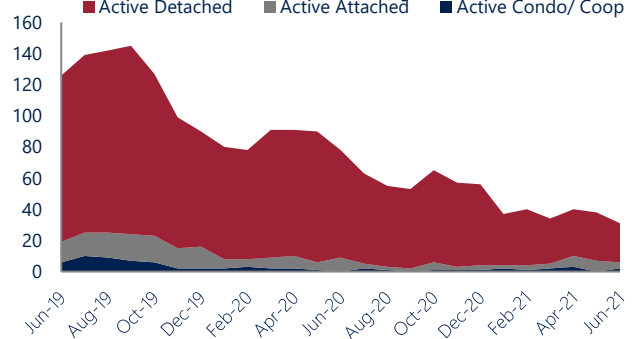
Units Sold

There was an increase in total units sold in June, with 65 sold this month in Schwenksville and Harleysville. This month's total units sold was higher than at this time last year.

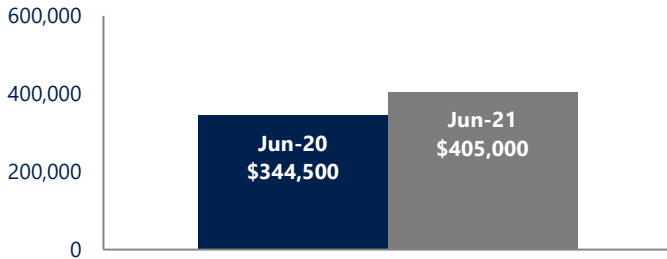
Active Inventory

Versus last year, the total number of homes available this month is lower by 47 units or 60%. The total number of active inventory this June was 31 compared to 78 in June 2020. This month's total of 31 is lower than the previous month's total supply of available inventory of 38, a decrease of 18%.

Active Inventory*



Median Sale Price



Median Sale Price

Last June, the median sale price for Schwenksville and Harleysville Homes was \$344,500. This June, the median sale price was \$405,000, an increase of 18% or \$60,500 compared to last year. The current median sold price is 6% higher than in May.

Median sale price is the middle sale price in a given month. The same number of properties are above & below the median.

Schwenksville and Harleysville are defined as properties listed in zip code/s 19473, 19450, 19438, 19474 and 19430.

*Detached, Attached, and Condo varies by local area Multiple Listing Service (MLS) definition. For more information regarding your specific market, contact one of Long & Foster's knowledgeable and experienced sales associates. Information included in this report is based on data supplied by BRIGHTMLS and its member Association(s) of REALTORS, who are not responsible for its accuracy. Does not reflect all activity in the marketplace. Information contained in this report is deemed reliable but not guaranteed, should be independently verified, and does not constitute an opinion of BRIGHTMLS or Long & Foster Real Estate, Inc.





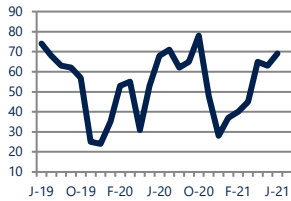
Focus On: Schwenksville and Harleysville Housing Market

June 2021

Zip Code(s): 19473, 19450, 19438, 19474 and 19430

New Listings

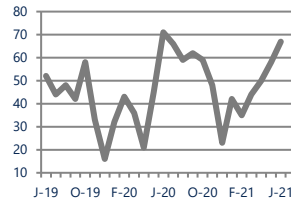
69



Up 1%
Vs. Year Ago

Current Contracts

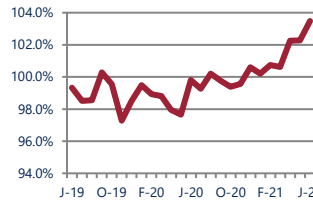
67



Down -6%
Vs. Year Ago

Sold Vs. List Price

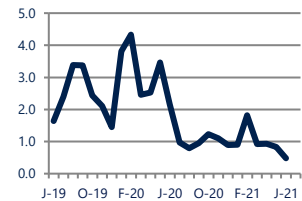
103.5%



Up 3.7%
Vs. Year Ago

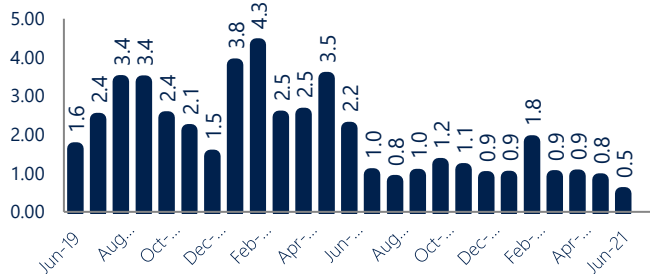
Months of Supply

0.5



Down -78%
Vs. Year Ago

Months Of Supply



New Listings & Current Contracts

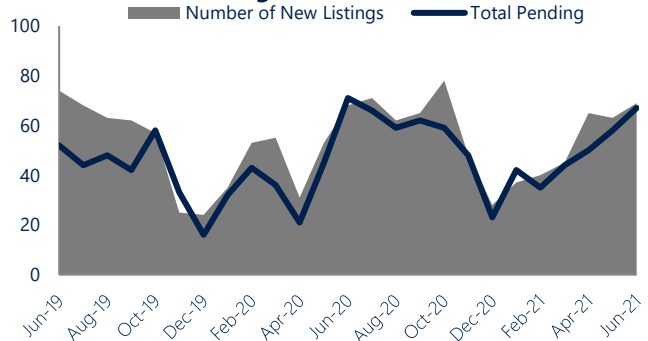
This month there were 69 homes newly listed for sale in Schwenksville and Harleysville compared to 68 in June 2020, an increase of 1%. There were 67 current contracts pending sale this June compared to 71 a year ago. The number of current contracts is 6% lower than last June.

Months of Supply

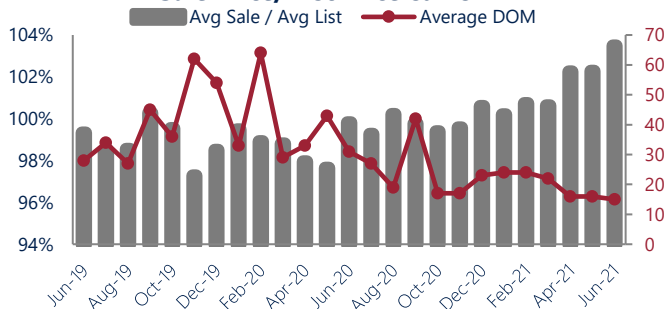
In June, there was 0.5 months of supply available in Schwenksville and Harleysville, compared to 2.2 in June 2020. That is a decrease of 78% versus a year ago.

Months of supply is calculated by dividing current inventory by current sales. It indicates how many months would be needed to sell all of the inventory available at the current rate of demand.

New Listings & Current Contracts



Sale Price/ List Price & DOM



Sale Price to List Price Ratio

In June, the average sale price in Schwenksville and Harleysville was 103.5% of the average list price, which is 3.7% higher than at this time last year.

Days On Market

This month, the average number of days on market was 15, lower than the average last year, which was 31, a decrease of 52%.

Schwenksville and Harleysville are defined as properties listed in zip code/s 19473, 19450, 19438, 19474 and 19430.

*Detached, Attached, and Condo varies by local area Multiple Listing Service (MLS) definition. For more information regarding your specific market, contact one of Long & Foster's knowledgeable and experienced sales associates.

Information included in this report is based on data supplied by BRIGHTMLS and its member Association(s) of REALTORS, who are not responsible for its accuracy. Does not reflect all activity in the marketplace. Information contained in this report is deemed reliable but not guaranteed, should be independently verified, and does not constitute an opinion of BRIGHTMLS or Long & Foster Real Estate, Inc.

