



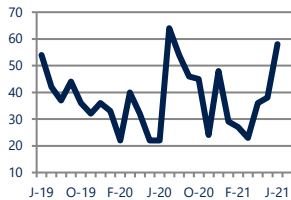
## Focus On: Royersford Housing Market

June 2021

Zip Code(s): 19468

### Units Sold

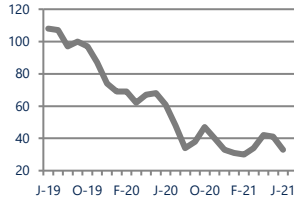
58



Up  
Vs. Year Ago

### Active Inventory

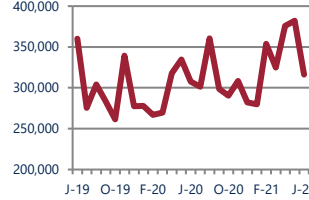
33



Down -46%  
Vs. Year Ago

### Median Sale Price

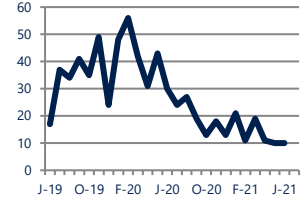
\$316,250



Up 3%  
Vs. Year Ago

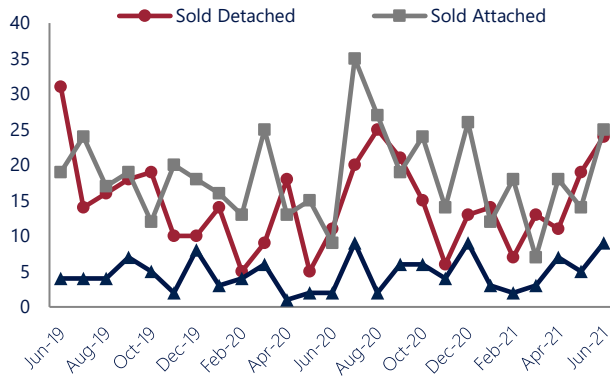
### Days On Market

10



Down -67%  
Vs. Year Ago

### Units Sold\*



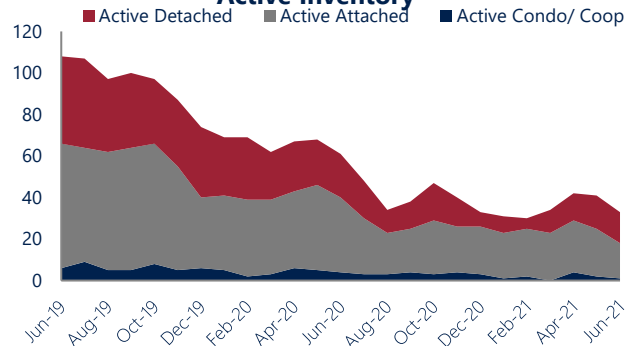
### Units Sold

There was an increase in total units sold in June, with 58 sold this month in Royersford. This month's total units sold was higher than at this time last year.

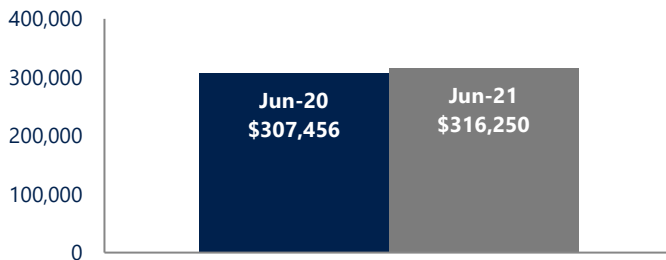
### Active Inventory

Versus last year, the total number of homes available this month is lower by 28 units or 46%. The total number of active inventory this June was 33 compared to 61 in June 2020. This month's total of 33 is lower than the previous month's total supply of available inventory of 41, a decrease of 20%.

### Active Inventory\*



### Median Sale Price



### Median Sale Price

Last June, the median sale price for Royersford Homes was \$307,456. This June, the median sale price was \$316,250, an increase of 3% or \$8,794 compared to last year. The current median sold price is 17% lower than in May.

Median sale price is the middle sale price in a given month. The same number of properties are above & below the median.

Royersford are defined as properties listed in zip code/s 19468.

\*Detached, Attached, and Condo varies by local area Multiple Listing Service (MLS) definition. For more information regarding your specific market, contact one of Long & Foster's knowledgeable and experienced sales associates. Information included in this report is based on data supplied by BRIGHTMLS and its member Association(s) of REALTORS, who are not responsible for its accuracy. Does not reflect all activity in the marketplace. Information contained in this report is deemed reliable but not guaranteed, should be independently verified, and does not constitute an opinion of BRIGHTMLS or Long & Foster Real Estate, Inc.





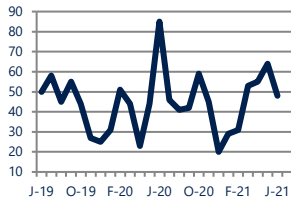
## Focus On: Royersford Housing Market

June 2021

Zip Code(s): 19468

### New Listings

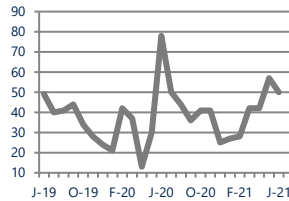
48



Down -44%  
Vs. Year Ago

### Current Contracts

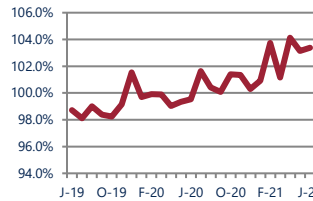
50



Down -36%  
Vs. Year Ago

### Sold Vs. List Price

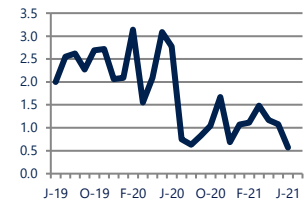
103.4%



Up 3.9%  
Vs. Year Ago

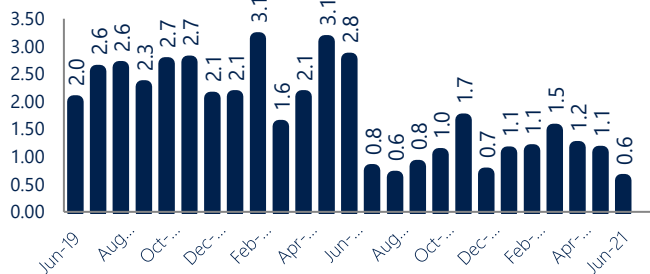
### Months of Supply

0.6



Down -79%  
Vs. Year Ago

### Months Of Supply



### New Listings & Current Contracts

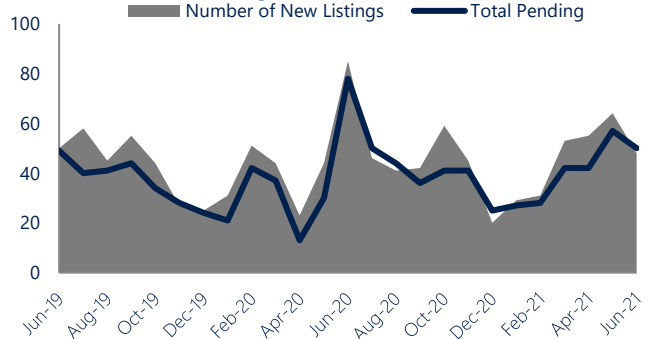
This month there were 48 homes newly listed for sale in Royersford compared to 85 in June 2020, a decrease of 44%. There were 50 current contracts pending sale this June compared to 78 a year ago. The number of current contracts is 36% lower than last June.

### Months of Supply

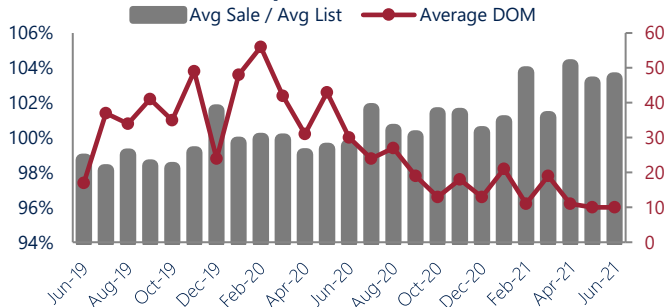
In June, there was 0.6 months of supply available in Royersford, compared to 2.8 in June 2020. That is a decrease of 79% versus a year ago.

Months of supply is calculated by dividing current inventory by current sales. It indicates how many months would be needed to sell all of the inventory available at the current rate of demand.

### New Listings & Current Contracts



### Sale Price/ List Price & DOM



### Sale Price to List Price Ratio

In June, the average sale price in Royersford was 103.4% of the average list price, which is 3.9% higher than at this time last year.

### Days On Market

This month, the average number of days on market was 10, lower than the average last year, which was 30, a decrease of 67%.

Royersford are defined as properties listed in zip code/s 19468.

\*Detached, Attached, and Condo varies by local area Multiple Listing Service (MLS) definition. For more information regarding your specific market, contact one of Long & Foster's knowledgeable and experienced sales associates.

Information included in this report is based on data supplied by BRIGHTMLS and its member Association(s) of REALTORS, who are not responsible for its accuracy. Does not reflect all activity in the marketplace. Information contained in this report is deemed reliable but not guaranteed, should be independently verified, and does not constitute an opinion of BRIGHTMLS or Long & Foster Real Estate, Inc.

