

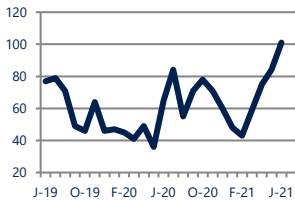


## Focus On: Roxborough Housing Market

June 2021

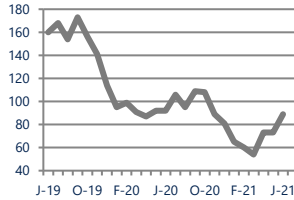
Zip Code(s): 19128

### Units Sold 101



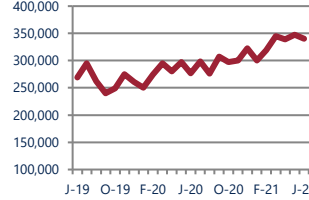
Up  
Vs. Year Ago

### Active Inventory 89



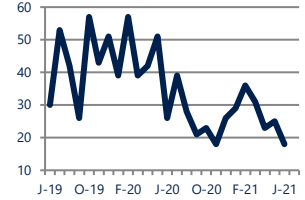
Down -3%  
Vs. Year Ago

### Median Sale Price \$340,000

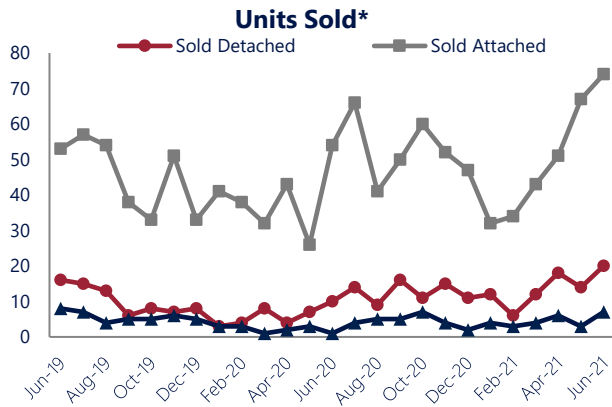


Up 23%  
Vs. Year Ago

### Days On Market 18

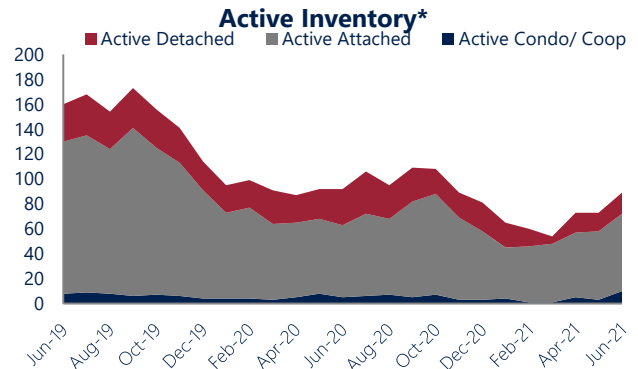


Down -31%  
Vs. Year Ago



### Units Sold

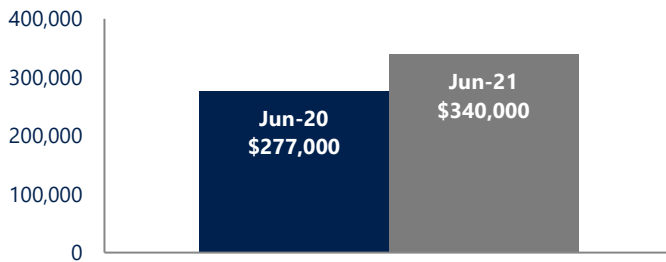
There was an increase in total units sold in June, with 101 sold this month in Roxborough. This month's total units sold was higher than at this time last year.



### Active Inventory

Versus last year, the total number of homes available this month is lower by 3 units or 3%. The total number of active inventory this June was 89 compared to 92 in June 2020. This month's total of 89 is higher than the previous month's total supply of available inventory of 73, an increase of 22%.

### Median Sale Price



### Median Sale Price

Last June, the median sale price for Roxborough Homes was \$277,000. This June, the median sale price was \$340,000, an increase of 23% or \$63,000 compared to last year. The current median sold price is 2% lower than in May.

Median sale price is the middle sale price in a given month. The same number of properties are above & below the median.

Roxborough are defined as properties listed in zip code/s 19128.

\*Detached, Attached, and Condo varies by local area Multiple Listing Service (MLS) definition. For more information regarding your specific market, contact one of Long & Foster's knowledgeable and experienced sales associates. Information included in this report is based on data supplied by BRIGHTMLS and its member Association(s) of REALTORS, who are not responsible for its accuracy. Does not reflect all activity in the marketplace. Information contained in this report is deemed reliable but not guaranteed, should be independently verified, and does not constitute an opinion of BRIGHTMLS or Long & Foster Real Estate, Inc.





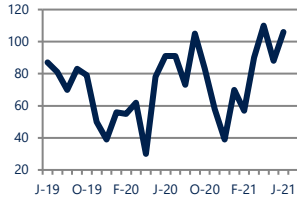
## Focus On: Roxborough Housing Market

June 2021

Zip Code(s): 19128

### New Listings

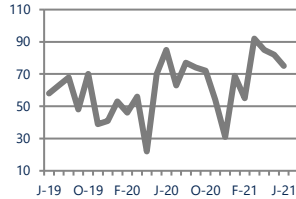
106



Up 16%  
Vs. Year Ago

### Current Contracts

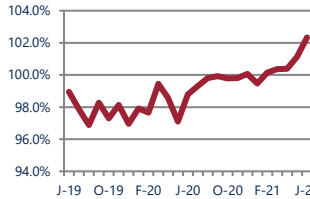
75



Down -12%  
Vs. Year Ago

### Sold Vs. List Price

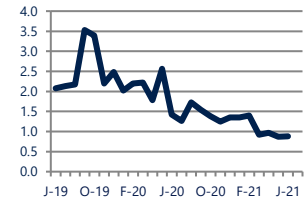
102.3%



Up 3.6%  
Vs. Year Ago

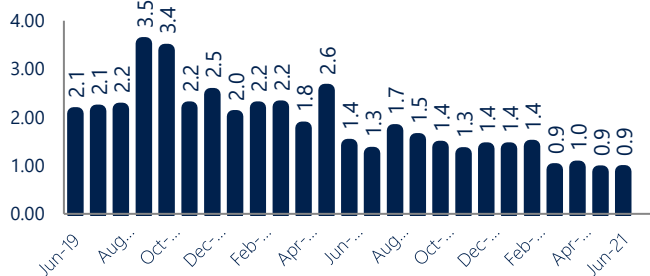
### Months of Supply

0.9



Down -38%  
Vs. Year Ago

### Months Of Supply



### Months of Supply

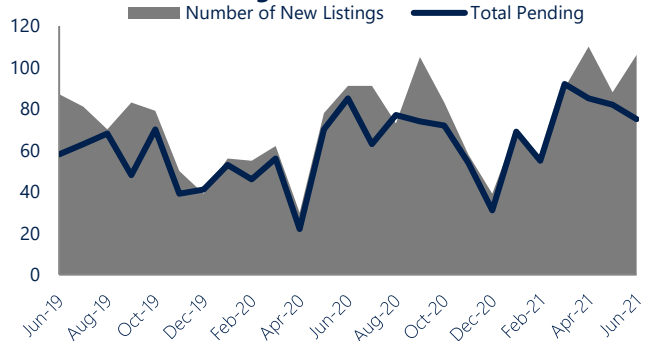
In June, there was 0.9 months of supply available in Roxborough, compared to 1.4 in June 2020. That is a decrease of 38% versus a year ago.

Months of supply is calculated by dividing current inventory by current sales. It indicates how many months would be needed to sell all of the inventory available at the current rate of demand.

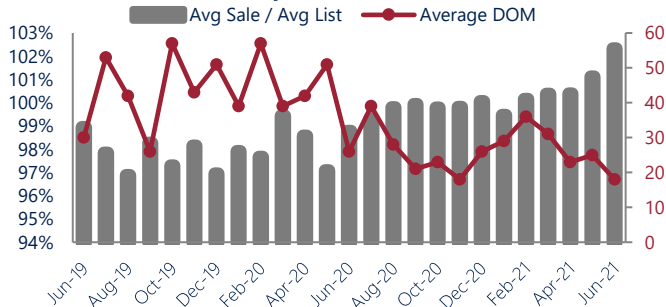
### New Listings & Current Contracts

This month there were 106 homes newly listed for sale in Roxborough compared to 91 in June 2020, an increase of 16%. There were 75 current contracts pending sale this June compared to 85 a year ago. The number of current contracts is 12% lower than last June.

### New Listings & Current Contracts



### Sale Price/ List Price & DOM



### Sale Price to List Price Ratio

In June, the average sale price in Roxborough was 102.3% of the average list price, which is 3.6% higher than at this time last year.

### Days On Market

This month, the average number of days on market was 18, lower than the average last year, which was 26, a decrease of 31%.

Roxborough are defined as properties listed in zip code/s 19128.

\*Detached, Attached, and Condo varies by local area Multiple Listing Service (MLS) definition. For more information regarding your specific market, contact one of Long & Foster's knowledgeable and experienced sales associates.

Information included in this report is based on data supplied by BRIGHTMLS and its member Association(s) of REALTORS, who are not responsible for its accuracy. Does not reflect all activity in the marketplace. Information contained in this report is deemed reliable but not guaranteed, should be independently verified, and does not constitute an opinion of BRIGHTMLS or Long & Foster Real Estate, Inc.

