



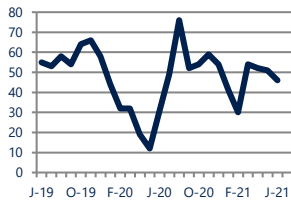
Focus On: Rhawnhurst Housing Market

June 2021

Zip Code(s): 19149

Units Sold

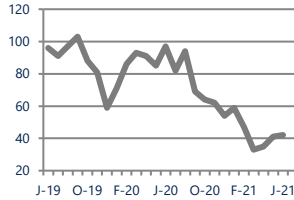
46



Up
Vs. Year Ago

Active Inventory

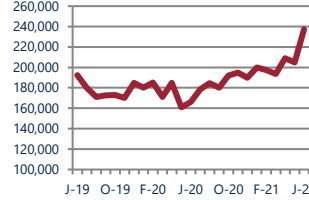
42



Down -57%
Vs. Year Ago

Median Sale Price

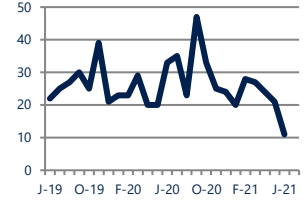
\$237,300



Up
Vs. Year Ago

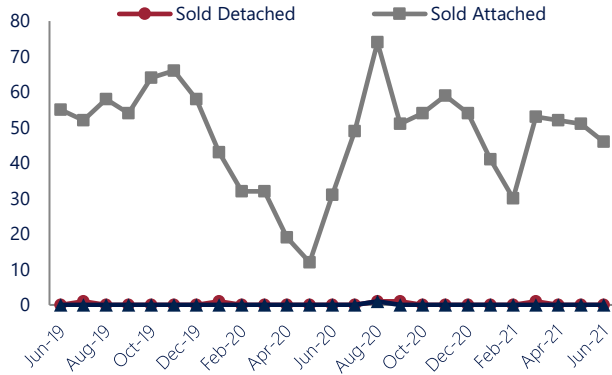
Days On Market

11



Down -67%
Vs. Year Ago

Units Sold*



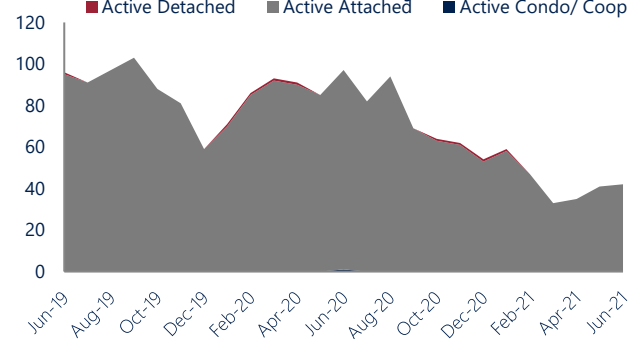
Units Sold

There was a decrease in total units sold in June, with 46 sold this month in Rhawnhurst. This month's total units sold was higher than at this time last year.

Active Inventory

Versus last year, the total number of homes available this month is lower by 55 units or 57%. The total number of active inventory this June was 42 compared to 97 in June 2020. This month's total of 42 is higher than the previous month's total supply of available inventory of 41, an increase of 2%.

Active Inventory*



Median Sale Price



Median Sale Price

Last June, the median sale price for Rhawnhurst Homes was \$166,000. This June, the median sale price was \$237,300, an increase of \$71,300 compared to last year. The current median sold price is higher than in May.

Median sale price is the middle sale price in a given month. The same number of properties are above & below the median.

Rhawnhurst are defined as properties listed in zip code/s 19149.

*Detached, Attached, and Condo varies by local area Multiple Listing Service (MLS) definition. For more information regarding your specific market, contact one of Long & Foster's knowledgeable and experienced sales associates. Information included in this report is based on data supplied by BRIGHTMLS and its member Association(s) of REALTORS, who are not responsible for its accuracy. Does not reflect all activity in the marketplace. Information contained in this report is deemed reliable but not guaranteed, should be independently verified, and does not constitute an opinion of BRIGHTMLS or Long & Foster Real Estate, Inc.





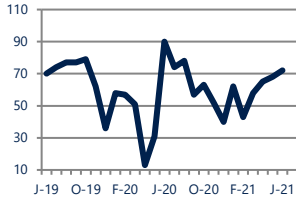
Focus On: Rhawnhurst Housing Market

June 2021

Zip Code(s): 19149

New Listings

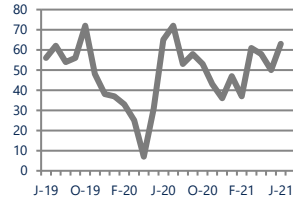
72



Down -20%
Vs. Year Ago

Current Contracts

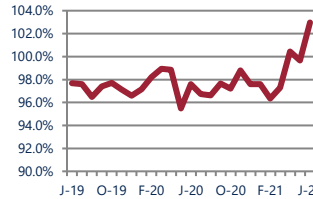
63



Down -3%
Vs. Year Ago

Sold Vs. List Price

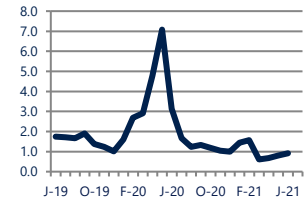
103.0%



Up
Vs. Year Ago

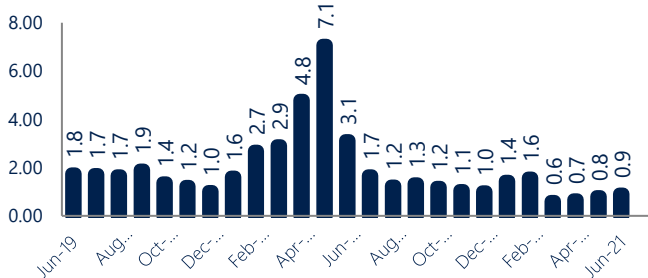
Months of Supply

0.9



Down -71%
Vs. Year Ago

Months Of Supply



Months of Supply

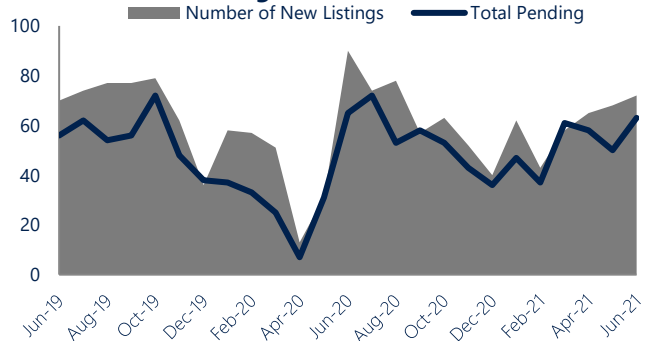
In June, there was 0.9 months of supply available in Rhawnhurst, compared to 3.1 in June 2020. That is a decrease of 71% versus a year ago.

Months of supply is calculated by dividing current inventory by current sales. It indicates how many months would be needed to sell all of the inventory available at the current rate of demand.

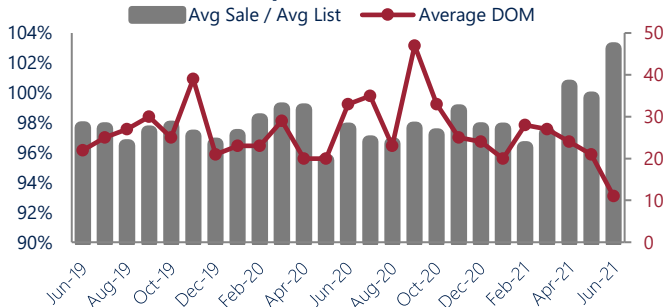
New Listings & Current Contracts

This month there were 72 homes newly listed for sale in Rhawnhurst compared to 90 in June 2020, a decrease of 20%. There were 63 current contracts pending sale this June compared to 65 a year ago. The number of current contracts is 3% lower than last June.

New Listings & Current Contracts



Sale Price/ List Price & DOM



Sale Price to List Price Ratio

In June, the average sale price in Rhawnhurst was 103.0% of the average list price, which is higher than at this time last year.

Days On Market

This month, the average number of days on market was 11, lower than the average last year, which was 33, a decrease of 67%.

Rhawnhurst are defined as properties listed in zip code/s 19149.

*Detached, Attached, and Condo varies by local area Multiple Listing Service (MLS) definition. For more information regarding your specific market, contact one of Long & Foster's knowledgeable and experienced sales associates.

Information included in this report is based on data supplied by BRIGHTMLS and its member Association(s) of REALTORS, who are not responsible for its accuracy. Does not reflect all activity in the marketplace. Information contained in this report is deemed reliable but not guaranteed, should be independently verified, and does not constitute an opinion of BRIGHTMLS or Long & Foster Real Estate, Inc.

