



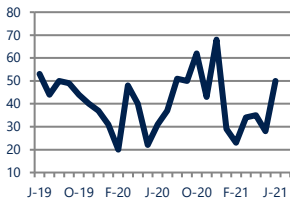
Focus On: **Quakertown Housing Market**

June 2021

Zip Code(s): 18951, 18955 and 18970

Units Sold

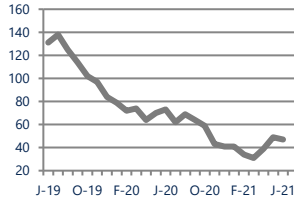
50



Up
Vs. Year Ago

Active Inventory

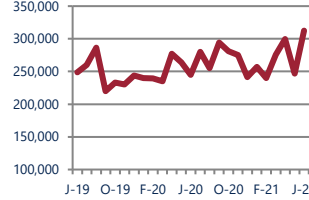
47



Down -36%
Vs. Year Ago

Median Sale Price

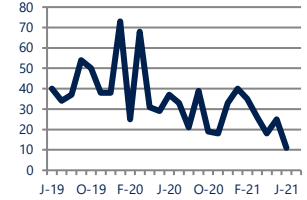
\$312,500



Up 28%
Vs. Year Ago

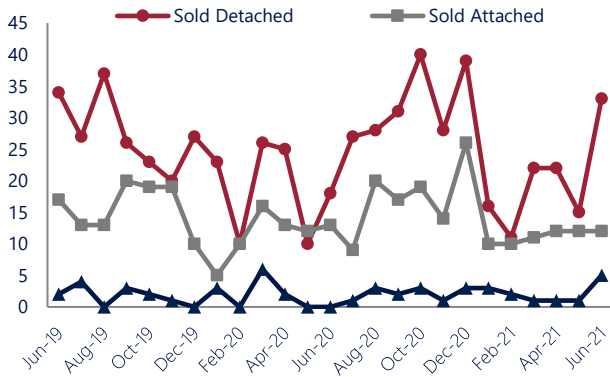
Days On Market

11



Down -70%
Vs. Year Ago

Units Sold*



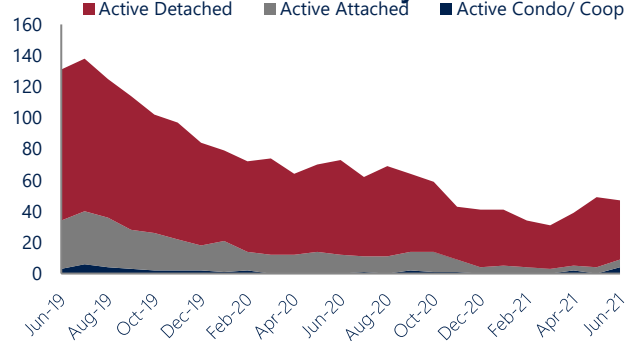
Units Sold

There was an increase in total units sold in June, with 50 sold this month in Quakertown. This month's total units sold was higher than at this time last year.

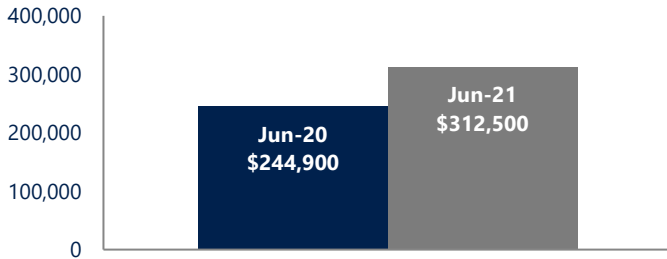
Active Inventory

Versus last year, the total number of homes available this month is lower by 26 units or 36%. The total number of active inventory this June was 47 compared to 73 in June 2020. This month's total of 47 is lower than the previous month's total supply of available inventory of 49, a decrease of 4%.

Active Inventory*



Median Sale Price



Median Sale Price

Last June, the median sale price for Quakertown Homes was \$244,900. This June, the median sale price was \$312,500, an increase of \$67,600 compared to last year. The current median sold price is higher than in May.

Median sale price is the middle sale price in a given month. The same number of properties are above & below the median.

Quakertown are defined as properties listed in zip code/s 18951, 18955 and 18970.

*Detached, Attached, and Condo varies by local area Multiple Listing Service (MLS) definition. For more information regarding your specific market, contact one of Long & Foster's knowledgeable and experienced sales associates. Information included in this report is based on data supplied by BRIGHTMLS and its member Association(s) of REALTORS, who are not responsible for its accuracy. Does not reflect all activity in the marketplace. Information contained in this report is deemed reliable but not guaranteed, should be independently verified, and does not constitute an opinion of BRIGHTMLS or Long & Foster Real Estate, Inc.





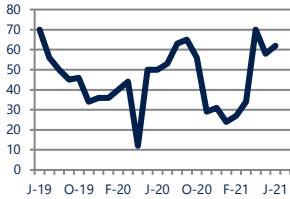
Focus On: **Quakertown Housing Market**

June 2021

Zip Code(s): 18951, 18955 and 18970

New Listings

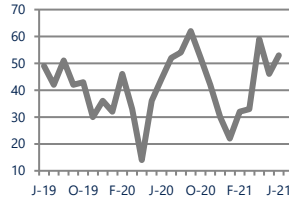
62



Up 24%
Vs. Year Ago

Current Contracts

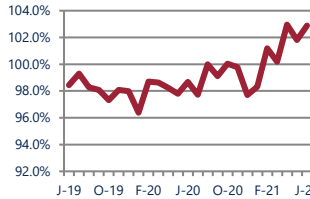
53



Up 20%
Vs. Year Ago

Sold Vs. List Price

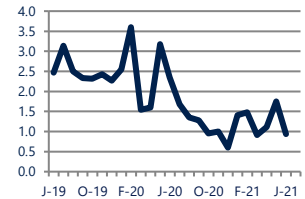
102.9%



Up 4.3%
Vs. Year Ago

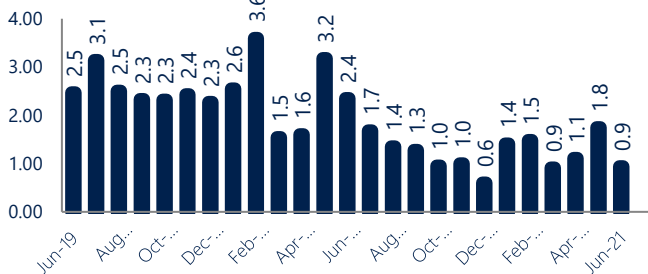
Months of Supply

0.9



Down -60%
Vs. Year Ago

Months Of Supply



Months of Supply

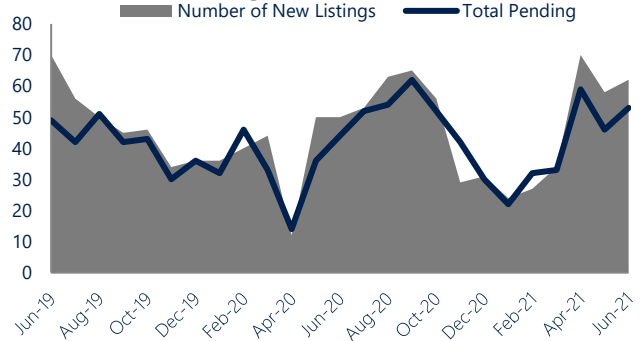
In June, there was 0.9 months of supply available in Quakertown, compared to 2.4 in June 2020. That is a decrease of 60% versus a year ago.

Months of supply is calculated by dividing current inventory by current sales. It indicates how many months would be needed to sell all of the inventory available at the current rate of demand.

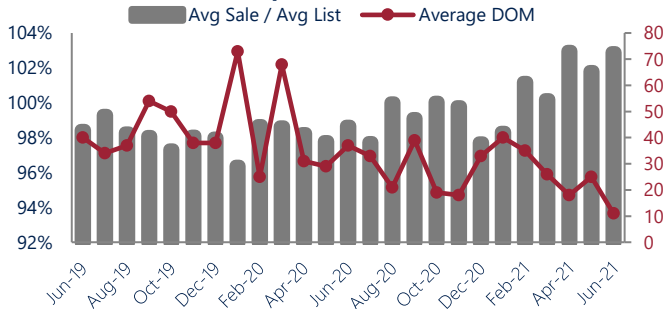
New Listings & Current Contracts

This month there were 62 homes newly listed for sale in Quakertown compared to 50 in June 2020, an increase of 24%. There were 53 current contracts pending sale this June compared to 44 a year ago. The number of current contracts is 20% higher than last June.

New Listings & Current Contracts



Sale Price/ List Price & DOM



Sale Price to List Price Ratio

In June, the average sale price in Quakertown was 102.9% of the average list price, which is 4.2% higher than at this time last year.

Days On Market

This month, the average number of days on market was 11, lower than the average last year, which was 37, a decrease of 70%.



Quakertown are defined as properties listed in zip code/s 18951, 18955 and 18970.

*Detached, Attached, and Condo varies by local area Multiple Listing Service (MLS) definition. For more information regarding your specific market, contact one of Long & Foster's knowledgeable and experienced sales associates.

Information included in this report is based on data supplied by BRIGHTMLS and its member Association(s) of REALTORS, who are not responsible for its accuracy. Does not reflect all activity in the marketplace. Information contained in this report is deemed reliable but not guaranteed, should be independently verified, and does not constitute an opinion of BRIGHTMLS or Long & Foster Real Estate, Inc.

