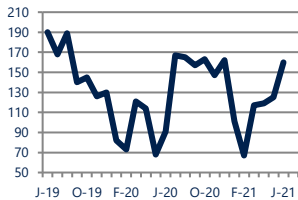




Zip Code(s): 18951, 18944, 18947, 18942, 18972, 18930, 18077, 18920, 18081, 18949, 18921, 18950, 18910 and 18953

Units Sold

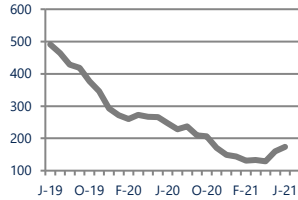
160



Up
Vs. Year Ago

Active Inventory

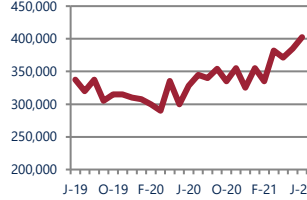
174



Down -30%
Vs. Year Ago

Median Sale Price

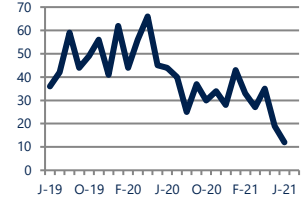
\$402,500



Up 23%
Vs. Year Ago

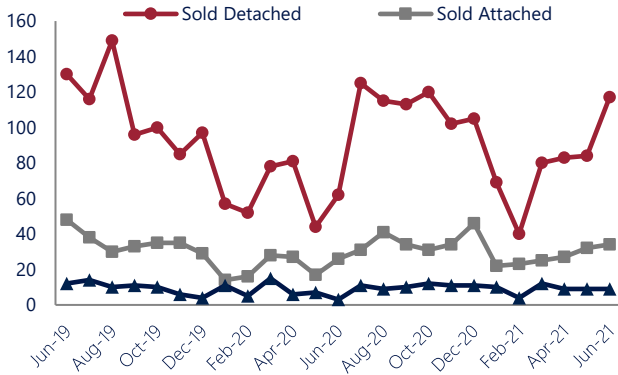
Days On Market

12



Down -73%
Vs. Year Ago

Units Sold*



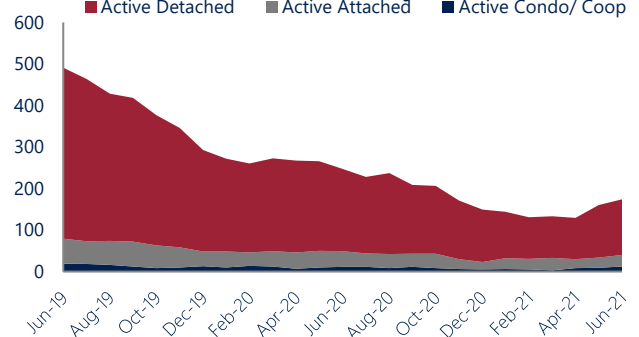
Units Sold

There was an increase in total units sold in June, with 160 sold this month in Quakertown, Perkasie, and Northern Bucks County. This month's total units sold was higher than at this time last year.

Active Inventory

Versus last year, the total number of homes available this month is lower by 73 units or 30%. The total number of active inventory this June was 174 compared to 247 in June 2020. This month's total of 174 is higher than the previous month's total supply of available inventory of 160, an increase of 9%.

Active Inventory*



Median Sale Price



Median Sale Price

Last June, the median sale price for Quakertown, Perkasie, and Northern Bucks County Homes was \$328,000. This June, the median sale price was \$402,500, an increase of 23% or \$74,500 compared to last year. The current median sold price is 5% higher than in May.

Median sale price is the middle sale price in a given month. The same number of properties are above & below the median.

Quakertown, Perkasie, and Northern Bucks County are defined as properties listed in zip code/s 18951, 18944, 18947, 18942, 18972, 18930, 18077, 18920, 18081, 18949, 18921, 18950, 18910 and 18953.

*Detached, Attached, and Condo varies by local area Multiple Listing Service (MLS) definition. For more information regarding your specific market, contact one of Long & Foster's knowledgeable and experienced sales associates.

Information included in this report is based on data supplied by BRIGHTMLS and its member Association(s) of REALTORS, who are not responsible for its accuracy. Does not reflect all activity in the marketplace. Information contained in this report is deemed reliable but not guaranteed, should be independently verified, and does not constitute an opinion of BRIGHTMLS or Long & Foster Real Estate, Inc.

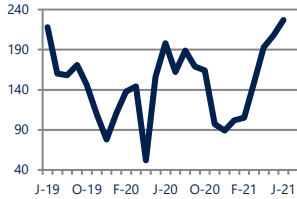




Zip Code(s): 18951, 18944, 18947, 18942, 18972, 18930, 18077, 18920, 18081, 18949, 18921, 18950, 18910 and 18953

New Listings

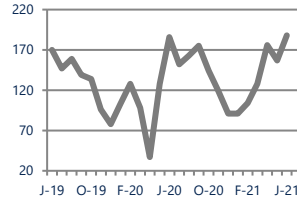
227



Up 15%
Vs. Year Ago

Current Contracts

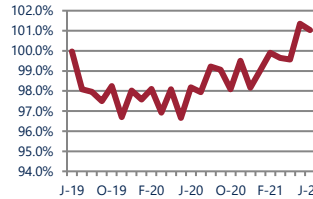
188



Up 1%
Vs. Year Ago

Sold Vs. List Price

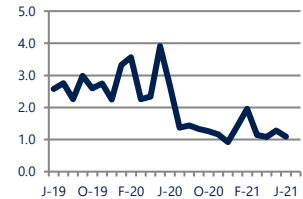
101.0%



Up 2.9%
Vs. Year Ago

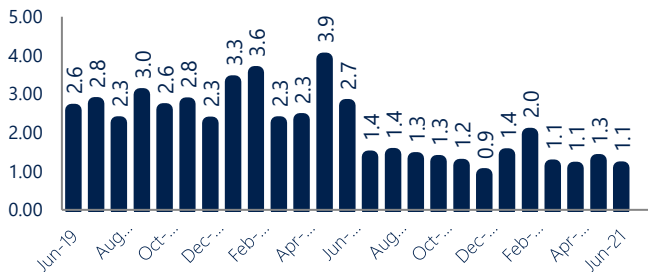
Months of Supply

1.1



Down -60%
Vs. Year Ago

Months of Supply



New Listings & Current Contracts

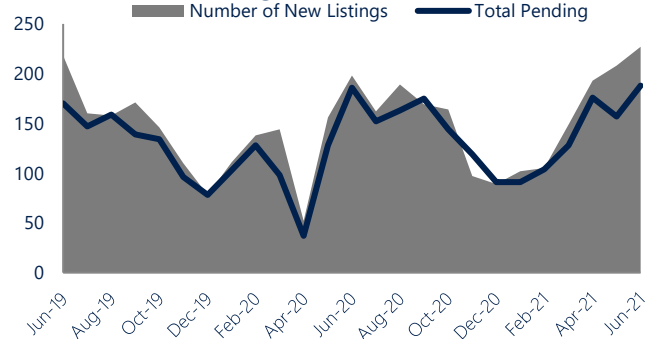
This month there were 227 homes newly listed for sale in Quakertown, Perkasie, and Northern Bucks County compared to 198 in June 2020, an increase of 15%. There were 188 current contracts pending sale this June compared to 186 a year ago. The number of current contracts is 1% higher than last June.

Months of Supply

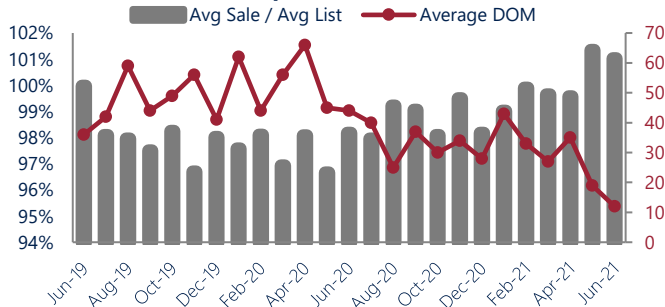
In June, there was 1.1 months of supply available in Quakertown, Perkasie, and Northern Bucks County, compared to 2.7 in June 2020. That is a decrease of 60% versus a year ago.

Months of supply is calculated by dividing current inventory by current sales. It indicates how many months would be needed to sell all of the inventory available at the current rate of demand.

New Listings & Current Contracts



Sale Price/ List Price & DOM



Sale Price to List Price Ratio

In June, the average sale price in Quakertown, Perkasie, and Northern Bucks County was 101.0% of the average list price, which is 2.9% higher than at this time last year.

Days On Market

This month, the average number of days on market was 12, lower than the average last year, which was 44, a decrease of 73%.



Quakertown, Perkasie, and Northern Bucks County are defined as properties listed in zip code/s 18951, 18944, 18947, 18942, 18972, 18930, 18077, 18920, 18081, 18949, 18921, 18950, 18910 and 18953.

*Detached, Attached, and Condo varies by local area Multiple Listing Service (MLS) definition. For more information regarding your specific market, contact one of Long & Foster's knowledgeable and experienced sales associates.

Information included in this report is based on data supplied by BRIGHTMLS and its member Association(s) of REALTORS, who are not responsible for its accuracy. Does not reflect all activity in the marketplace. Information contained in this report is deemed reliable but not guaranteed, should be independently verified, and does not constitute an opinion of BRIGHTMLS or Long & Foster Real Estate, Inc.

