



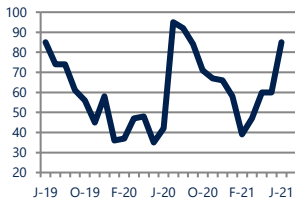
Focus On: **Morrisville and Yardley Housing Market**

June 2021

Zip Code(s): 19067

**Units Sold**

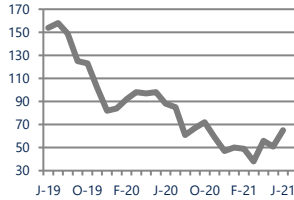
85



**Up**  
Vs. Year Ago

**Active Inventory**

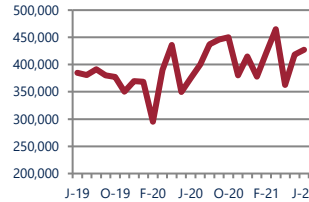
65



**Down -26%**  
Vs. Year Ago

**Median Sale Price**

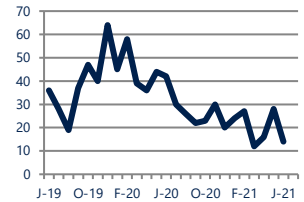
\$427,000



**Up 14%**  
Vs. Year Ago

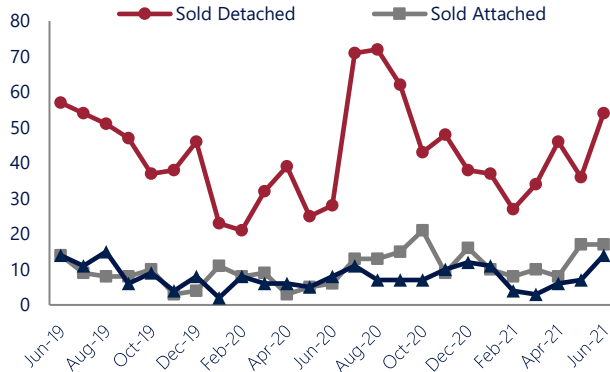
**Days On Market**

14



**Down -67%**  
Vs. Year Ago

**Units Sold\***



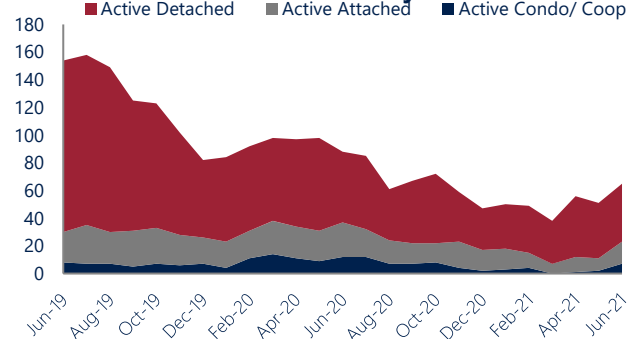
**Units Sold**

There was an increase in total units sold in June, with 85 sold this month in Morrisville and Yardley. This month's total units sold was higher than at this time last year.

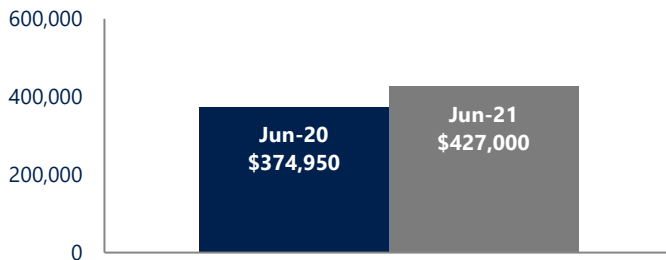
**Active Inventory**

Versus last year, the total number of homes available this month is lower by 23 units or 26%. The total number of active inventory this June was 65 compared to 88 in June 2020. This month's total of 65 is higher than the previous month's total supply of available inventory of 51, an increase of 27%.

**Active Inventory\***



**Median Sale Price**



**Median Sale Price**

Last June, the median sale price for Morrisville and Yardley Homes was \$374,950. This June, the median sale price was \$427,000, an increase of 14% or \$52,050 compared to last year. The current median sold price is 2% higher than in May.

Median sale price is the middle sale price in a given month. The same number of properties are above & below the median.

Morrisville and Yardley are defined as properties listed in zip code/s 19067.

\*Detached, Attached, and Condo varies by local area Multiple Listing Service (MLS) definition. For more information regarding your specific market, contact one of Long & Foster's knowledgeable and experienced sales associates. Information included in this report is based on data supplied by BRIGHTMLS and its member Association(s) of REALTORS, who are not responsible for its accuracy. Does not reflect all activity in the marketplace. Information contained in this report is deemed reliable but not guaranteed, should be independently verified, and does not constitute an opinion of BRIGHTMLS or Long & Foster Real Estate, Inc.





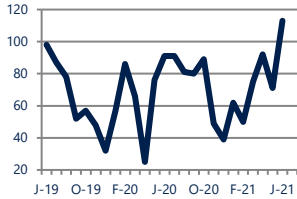
Focus On: **Morrisville and Yardley Housing Market**

June 2021

Zip Code(s): 19067

**New Listings**

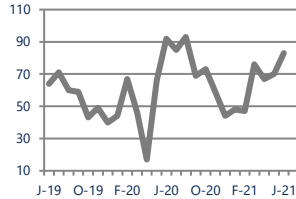
113



**Up 24%**  
Vs. Year Ago

**Current Contracts**

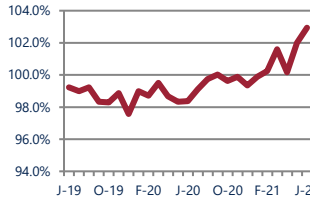
83



**Down -10%**  
Vs. Year Ago

**Sold Vs. List Price**

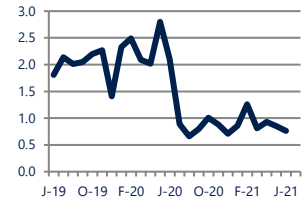
102.9%



**Up 4.6%**  
Vs. Year Ago

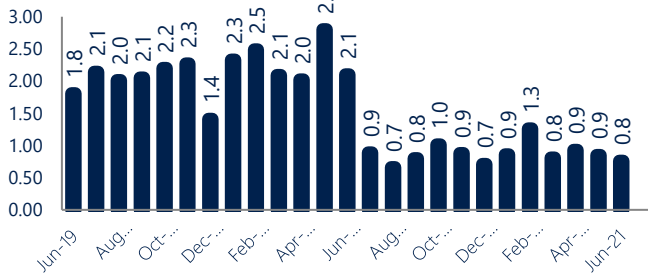
**Months of Supply**

0.8



**Down -64%**  
Vs. Year Ago

**Months Of Supply**



**Months of Supply**

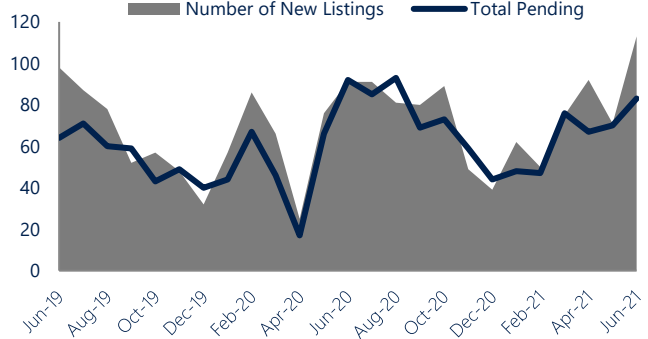
In June, there was 0.8 months of supply available in Morrisville and Yardley, compared to 2.1 in June 2020. That is a decrease of 64% versus a year ago.

Months of supply is calculated by dividing current inventory by current sales. It indicates how many months would be needed to sell all of the inventory available at the current rate of demand.

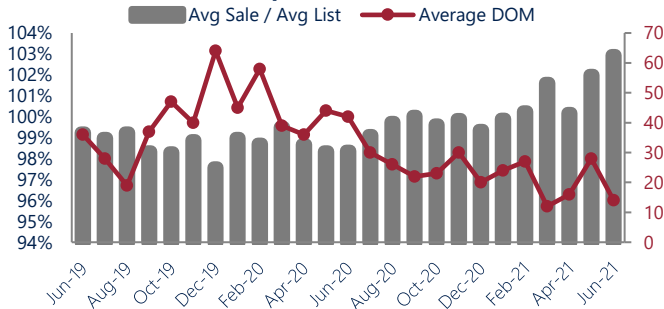
**New Listings & Current Contracts**

This month there were 113 homes newly listed for sale in Morrisville and Yardley compared to 91 in June 2020, an increase of 24%. There were 83 current contracts pending sale this June compared to 92 a year ago. The number of current contracts is 10% lower than last June.

**New Listings & Current Contracts**



**Sale Price/ List Price & DOM**



**Sale Price to List Price Ratio**

In June, the average sale price in Morrisville and Yardley was 102.9% of the average list price, which is 4.6% higher than at this time last year.

**Days On Market**

This month, the average number of days on market was 14, lower than the average last year, which was 42, a decrease of 67%.



Morrisville and Yardley are defined as properties listed in zip code/s 19067.

\*Detached, Attached, and Condo varies by local area Multiple Listing Service (MLS) definition. For more information regarding your specific market, contact one of Long & Foster's knowledgeable and experienced sales associates.

Information included in this report is based on data supplied by BRIGHTMLS and its member Association(s) of REALTORS, who are not responsible for its accuracy. Does not reflect all activity in the marketplace. Information contained in this report is deemed reliable but not guaranteed, should be independently verified, and does not constitute an opinion of BRIGHTMLS or Long & Foster Real Estate, Inc.

