

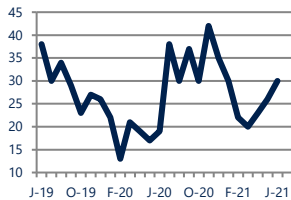


## Focus On: Lansdowne and Yeadon Housing Market

June 2021

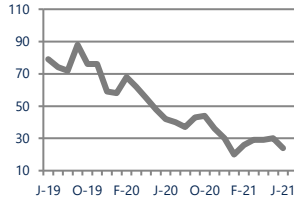
Zip Code(s): 19050

### Units Sold 30



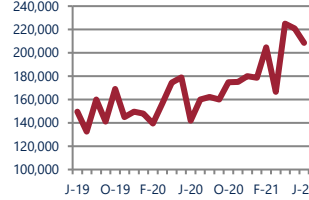
Up  
Vs. Year Ago

### Active Inventory 24



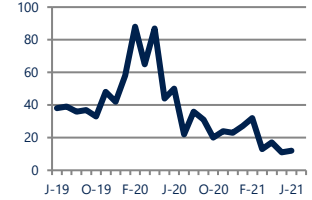
Down -43%  
Vs. Year Ago

### Median Sale Price \$208,500



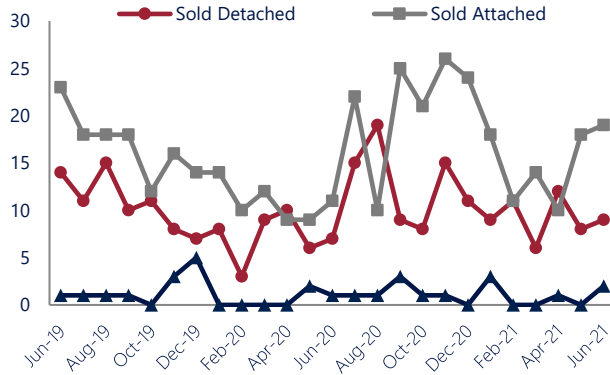
Up  
Vs. Year Ago

### Days On Market 12



Down  
Vs. Year Ago

### Units Sold\*



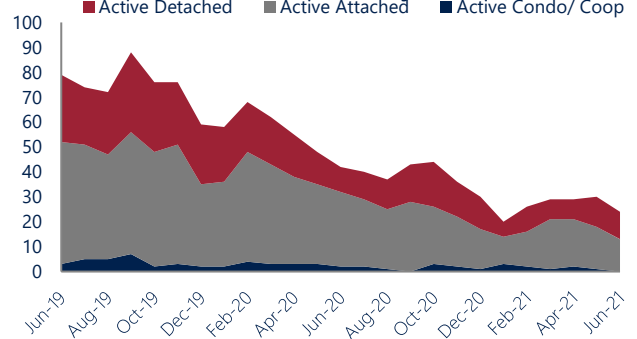
### Units Sold

With relatively few transactions, there was an increase in total units sold in June, with 30 sold this month in Lansdowne and Yeadon. This month's total units sold was higher than at this time last year, an increase from June 2020.

### Active Inventory

Versus last year, the total number of homes available this month is lower by 18 units or 43%. The total number of active inventory this June was 24 compared to 42 in June 2020. This month's total of 24 is lower than the previous month's total supply of available inventory of 30, a decrease of 20%.

### Active Inventory\*



### Median Sale Price



### Median Sale Price

Due to the relatively small number of units sold, the median sale price showed significant change this month. Last June, the median sale price for Lansdowne and Yeadon Homes was \$142,000. This June, the median sale price was \$208,500, an increase of \$66,500 compared to last year. The current median sold price is lower than in May. Median sale price is the middle sale price in a given month. The same number of properties are above & below the median.

Lansdowne and Yeadon are defined as properties listed in zip code/s 19050.

\*Detached, Attached, and Condo varies by local area Multiple Listing Service (MLS) definition. For more information regarding your specific market, contact one of Long & Foster's knowledgeable and experienced sales associates. Information included in this report is based on data supplied by BRIGHTMLS and its member Association(s) of REALTORS, who are not responsible for its accuracy. Does not reflect all activity in the marketplace. Information contained in this report is deemed reliable but not guaranteed, should be independently verified, and does not constitute an opinion of BRIGHTMLS or Long & Foster Real Estate, Inc.





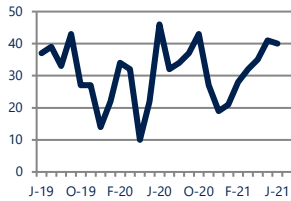
## Focus On: Lansdowne and Yeadon Housing Market

June 2021

Zip Code(s): 19050

### New Listings

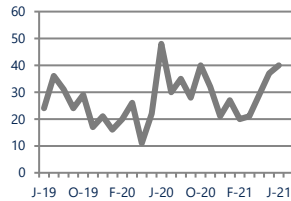
40



Down -13%  
Vs. Year Ago

### Current Contracts

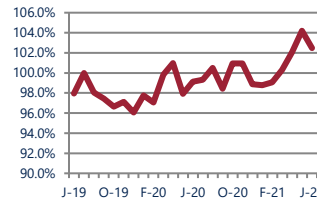
40



Down -17%  
Vs. Year Ago

### Sold Vs. List Price

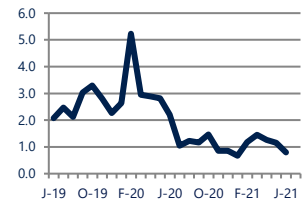
102.5%



Up 3.4%  
Vs. Year Ago

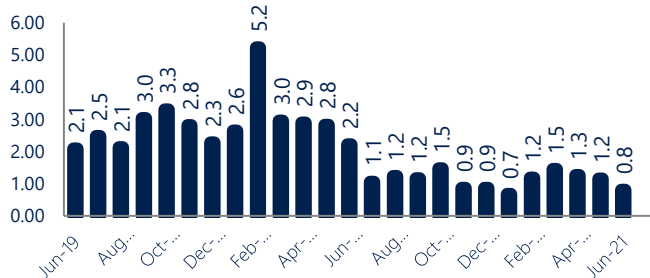
### Months of Supply

0.8



Down -64%  
Vs. Year Ago

### Months Of Supply



### New Listings & Current Contracts

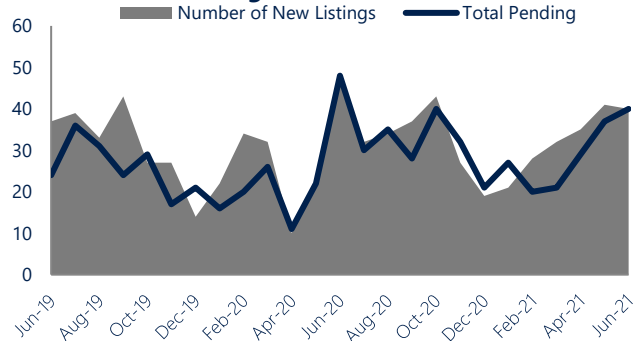
This month there were 40 homes newly listed for sale in Lansdowne and Yeadon compared to 46 in June 2020, a decrease of 13%. There were 40 current contracts pending sale this June compared to 48 a year ago. The number of current contracts is 17% lower than last June.

### Months of Supply

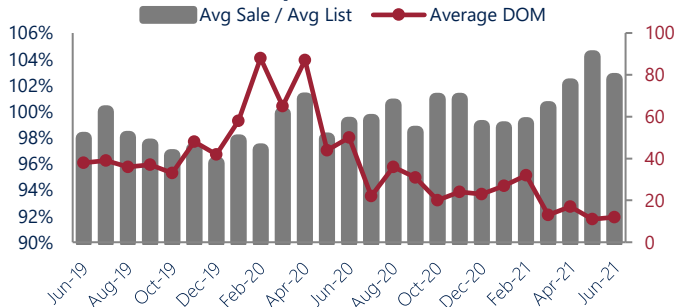
In June, there was 0.8 months of supply available in Lansdowne and Yeadon, compared to 2.2 in June 2020. That is a decrease of 64% versus a year ago.

Months of supply is calculated by dividing current inventory by current sales. It indicates how many months would be needed to sell all of the inventory available at the current rate of demand.

### New Listings & Current Contracts



### Sale Price/ List Price & DOM



### Sale Price to List Price Ratio

In June, the average sale price in Lansdowne and Yeadon was 102.5% of the average list price, which is 3.4% higher than at this time last year.

### Days On Market

This month, the average number of days on market was 12, lower than the average last year, which was 50. This decrease was impacted by the limited number of sales.

Lansdowne and Yeadon are defined as properties listed in zip code/s 19050.

\*Detached, Attached, and Condo varies by local area Multiple Listing Service (MLS) definition. For more information regarding your specific market, contact one of Long & Foster's knowledgeable and experienced sales associates.

Information included in this report is based on data supplied by BRIGHTMLS and its member Association(s) of REALTORS, who are not responsible for its accuracy. Does not reflect all activity in the marketplace. Information contained in this report is deemed reliable but not guaranteed, should be independently verified, and does not constitute an opinion of BRIGHTMLS or Long & Foster Real Estate, Inc.

